


DURO HYPERSEAL DP

HYDROPHILIC RUBBER

Duro Hyperseal DP is a high performance, hydrophilic rubber waterstop, which swells to form a long-lasting water-tight compression seal. The swelling action is the result between water and hydrophilic groups which are part of the Duro Hyperseal DP molecular structure.



USES

Duro Hyperseal DP is suitable for all static construction joints, penetrations or low-movement sections where there is any concern regarding water penetration.



ADVANTAGES

- ◆ Resistant to freeze / thaw
- ◆ Long-lasting durability
- ◆ Easy to install, requires no welding or complex detailing
- ◆ Light-weight for easy handling
- ◆ Can be applied to rough surfaces with the use of Hyperseal DPS-200
- ◆ Swelling properties unaffected by long term wet/dry cycles
- ◆ Suitable with salt-water and common ground contaminants (sea-grade only - H)
- ◆ Sustains effective seal in submerged environments
- ◆ Safe for potable water and zero VOC



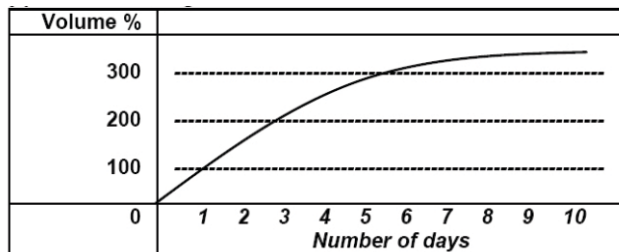
TYPICAL AREAS OF APPLICATION

- ◆ Concrete foundations and walls
- ◆ Concrete slabs on grade
- ◆ Elevated slabs and ramps
- ◆ Elevator and equipment pits
- ◆ Precast construction
- ◆ Swimming pools and water features
- ◆ Water towers, reservoirs and water storage tanks
- ◆ Tunnels, pipes and underground vaults
- ◆ Marine environments

PHYSICAL PROPERTIES

Form:	Flexible rubber strip
Colour:	Black, Blue - sea-grade (H)
Expansion volume:	> 300%
Elongation:	> 450%
Tensile strength:	25kg/cm ²
Hardness:	Shore 'A' 40 ~ 60
Hydrostatic resistance:	> 500kPa (50m head)
Application and service temp range:	-5°C to 50°C
Packaging:	DP-2005 20mm x 5mm x 15m roll(10 rolls per box) DP-2010 20mm x 10mm x 10mroll (10 rolls per box) DP-2010H – sea grade 20mm x 10mm x 10m roll (10 rolls per box)
Accessories:	Hyperseal DPS-200

TYPICAL SWELLING



DESIGN CRITERIA

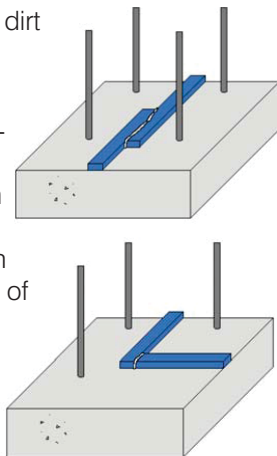
Duro Hyperseal DP can be installed to either a channel formed in the concrete or directly onto the concrete surface.

For quick installation, it is recommended that a relatively smooth surface be provided along the path of the joint; however irregular surfaces can be accommodated by using Hyperseal DPS-200 as an adhesive.

Always ensure that there is a minimum of 50mm cover from the edge of the concrete to the face of the Duro Hyperseal DP to prevent concrete blow-outs.

APPLICATION INSTRUCTIONS

1. Prep - carefully brush off all loose dirt and debris and ensure surface is relatively smooth.
2. Use concrete nails every 200mm-300mm to secure the Duro Hyperseal DP in place. For rough surfaces and hard to reach sections, Hyperseal DPS-200 can be used as an adhesive and filler of voids.
3. Overlap waterstop ends approximately 50mm from where the strips finish (see Detail A). For corners, butt joint the second run into the first run (see Detail B).
4. Check that the Duro Hyperseal DP has adhered to all areas.
5. Placement of concrete can proceed as soon as sufficient bond of the Duro Hyperseal DP to the concrete has occurred. Care should be taken not to displace the Duro Hyperseal DP during this process.



STORAGE

Duro Hyperseal DP can be stored unopened for 12 months in a cool, dry place below 25°C. Any leftover material from site usage should be immediately returned to the original box and stored as outlined.

LIMITATIONS

- Do not leave product exposed to inclement weather conditions which could cause the material to expand prematurely. If this occurs, allow the product to fully dry out either naturally or by using a hot air gun before covering with concrete.
- Do not utilise product in areas affected by consistently high temperatures, such as roof slabs.

WARRANTY

The seller warrants that at the time of shipment its products are free from manufacturing defects and, when applied in accordance with the current specification and application instructions, will perform as so stated in its product literature. Project specific warranties are available on request. Please consult your nearest distributor for further information.

PRODUCT DISCLAIMER

The technical details, recommendations and other information contained in this data sheet are given in good faith and represent the best of our knowledge and experience at the time of printing. It is your responsibility to ensure that our products are used and handled correctly and in accordance with any applicable Australian Standard, our instructions and recommendations are only for the uses they are intended. Hyperseal Waterstops does not accept any liability either directly or indirectly for any losses suffered in connection with the use or application of the product. We also reserve the right to update information without prior notice to reflect ongoing research and development programs. The supply of our products and services is also subject to certain terms, warranties and exclusions, which may have already been disclosed to you in prior dealings or are otherwise available to you on request. You should make yourself familiar with any relevant items.

TECHNICAL SUPPORT

For any additional information not expressed in this document, please contact us via the details below.

SAFETY

Before using or handling materials, please read all relevant Material Safety Data Sheets (MSDS).



14 Essex Street, P.O Box 5092, Minto, NSW 2566

+61 2 9603 1177

+61 2 9475 5059

sales@durotechindustries.com.au

www.durotechindustries.com.au