

Duroprime PU Primer

Durotech Industries

Chemwatch Hazard Alert Code: 3

Chemwatch: 5245-82

Issue Date: 15/03/2017

Version No: 2.1.1.1

Print Date: 30/03/2017

Safety Data Sheet according to WHS and ADG requirements

L.GHS.AUS.EN

SECTION 1 IDENTIFICATION OF THE SUBSTANCE / MIXTURE AND OF THE COMPANY / UNDERTAKING

Product Identifier

| | |
|--------------------------------------|--|
| Product name | Duroprime PU Primer |
| Synonyms | Liquid polyurethane primer. |
| Proper shipping name | PAINT (including paint, lacquer, enamel, stain, shellac, varnish, polish, liquid filler and liquid lacquer base) or PAINT RELATED MATERIAL (including paint thinning or reducing compound) |
| Other means of identification | Not Available |

Relevant identified uses of the substance or mixture and uses advised against

| | |
|---------------------------------|---|
| Relevant identified uses | Use according to manufacturer's directions. |
|---------------------------------|---|

Details of the supplier of the safety data sheet

| | |
|--------------------------------|--|
| Registered company name | Durotech Industries |
| Address | 14 Essex Street Minto NSW 2566 Australia |
| Telephone | 02 9603 1177 |
| Fax | 02 9475 5059 |
| Website | www.durotechindustries.com.au |
| Email | accounts@durotechindustries.com.au |

Emergency telephone number

| | |
|--|---------------|
| Association / Organisation | Not Available |
| Emergency telephone numbers | 0421 670 636 |
| Other emergency telephone numbers | Not Available |


SECTION 2 HAZARDS IDENTIFICATION

Classification of the substance or mixture

HAZARDOUS CHEMICAL. DANGEROUS GOODS. According to the WHS Regulations and the ADG Code.

| | |
|--------------------------------------|---|
| Poisons Schedule | S6 |
| Classification ^[1] | Flammable Liquid Category 3, Acute Toxicity (Dermal) Category 4, Acute Toxicity (Inhalation) Category 2, Skin Corrosion/Irritation Category 2, Eye Irritation Category 2A, Respiratory Sensitizer Category 1, Skin Sensitizer Category 1, Carcinogenicity Category 2, Aspiration Hazard Category 1, Acute Aquatic Hazard Category 3 |
| Legend: | 1. Classified by Chemwatch; 2. Classification drawn from HSIS; 3. Classification drawn from EC Directive 1272/2008 - Annex VI |

Label elements

| | |
|---------------------------|---|
| GHS label elements |  |
| SIGNAL WORD | DANGER |

Hazard statement(s)

| | |
|-------------|--------------------------------|
| H226 | Flammable liquid and vapour. |
| H312 | Harmful in contact with skin. |
| H330 | Fatal if inhaled. |
| H315 | Causes skin irritation. |
| H319 | Causes serious eye irritation. |

| | |
|------|--|
| H334 | May cause allergy or asthma symptoms or breathing difficulties if inhaled. |
| H317 | May cause an allergic skin reaction. |
| H351 | Suspected of causing cancer. |
| H304 | May be fatal if swallowed and enters airways. |
| H402 | Harmful to aquatic life |

Precautionary statement(s) Prevention

| | |
|------|---|
| P201 | Obtain special instructions before use. |
| P210 | Keep away from heat/sparks/open flames/hot surfaces. - No smoking. |
| P260 | Do not breathe dust/fume/gas/mist/vapours/spray. |
| P271 | Use in a well-ventilated area. |
| P280 | Wear protective gloves/protective clothing/eye protection/face protection. |
| P281 | Use personal protective equipment as required. |
| P240 | Ground/bond container and receiving equipment. |
| P241 | Use explosion-proof electrical/ventilating/lighting/intrinsically safe equipment. |
| P242 | Use only non-sparking tools. |
| P243 | Take precautionary measures against static discharge. |
| P273 | Avoid release to the environment. |
| P284 | Wear respiratory protection. |
| P272 | Contaminated work clothing should not be allowed out of the workplace. |

Precautionary statement(s) Response

| | |
|----------------|--|
| P301+P310 | IF SWALLOWED: Immediately call a POISON CENTER or doctor/physician. |
| P304+P340 | IF INHALED: Remove victim to fresh air and keep at rest in a position comfortable for breathing. |
| P308+P313 | IF exposed or concerned: Get medical advice/attention. |
| P331 | Do NOT induce vomiting. |
| P342+P311 | If experiencing respiratory symptoms: Call a POISON CENTER or doctor/physician. |
| P362 | Take off contaminated clothing and wash before reuse. |
| P370+P378 | In case of fire: Use alcohol resistant foam or normal protein foam for extinction. |
| P302+P352 | IF ON SKIN: Wash with plenty of soap and water. |
| P305+P351+P338 | IF IN EYES: Rinse cautiously with water for several minutes. Remove contact lenses, if present and easy to do. Continue rinsing. |
| P333+P313 | If skin irritation or rash occurs: Get medical advice/attention. |
| P337+P313 | If eye irritation persists: Get medical advice/attention. |
| P303+P361+P353 | IF ON SKIN (or hair): Remove/Take off immediately all contaminated clothing. Rinse skin with water/shower. |

Precautionary statement(s) Storage

| | |
|-----------|--|
| P403+P235 | Store in a well-ventilated place. Keep cool. |
| P405 | Store locked up. |

Precautionary statement(s) Disposal

| | |
|------|---|
| P501 | Dispose of contents/container in accordance with local regulations. |
|------|---|

SECTION 3 COMPOSITION / INFORMATION ON INGREDIENTS**Substances**

See section below for composition of Mixtures

Mixtures

| CAS No | %[weight] | Name |
|------------|-----------|--|
| 1330-20-7 | <60 | <u>xylene</u> |
| 100-41-4 | <30 | <u>ethylbenzene</u> |
| 26471-62-5 | <5 | <u>toluene diisocyanate</u> |
| 117-81-7 | <1 | <u>di-sec-octyl phthalate</u> |
| 13463-67-7 | <1 | <u>titanium dioxide</u> |
| 9016-87-9 | <1 | <u>polymeric diphenylmethane diisocyanate</u> |
| 4083-64-1 | <1 | <u>p-toluenesulfonyl isocyanate</u> |
| 101-68-8 | <1 | <u>4,4'-diphenylmethane diisocyanate (MDI)</u> |
| 1333-86-4 | <1 | <u>carbon black</u> |
| | balance | Ingredients determined not to be hazardous |

SECTION 4 FIRST AID MEASURES

Description of first aid measures

| | |
|---------------------|---|
| Eye Contact | <p>If this product comes in contact with the eyes:</p> <ul style="list-style-type: none"> ▶ Immediately hold eyelids apart and flush the eye continuously with running water. ▶ Ensure complete irrigation of the eye by keeping eyelids apart and away from eye and moving the eyelids by occasionally lifting the upper and lower lids. ▶ Continue flushing until advised to stop by the Poisons Information Centre or a doctor, or for at least 15 minutes. ▶ Transport to hospital or doctor without delay. ▶ Removal of contact lenses after an eye injury should only be undertaken by skilled personnel. |
| Skin Contact | <p>If skin contact occurs:</p> <ul style="list-style-type: none"> ▶ Immediately remove all contaminated clothing, including footwear. ▶ Flush skin and hair with running water (and soap if available). ▶ Seek medical attention in event of irritation. |
| Inhalation | <ul style="list-style-type: none"> ▶ If fumes or combustion products are inhaled remove from contaminated area. ▶ Lay patient down. Keep warm and rested. ▶ Prostheses such as false teeth, which may block airway, should be removed, where possible, prior to initiating first aid procedures. ▶ Apply artificial respiration if not breathing, preferably with a demand valve resuscitator, bag-valve mask device, or pocket mask as trained. Perform CPR if necessary. ▶ Transport to hospital, or doctor, without delay. <p>Following uptake by inhalation, move person to an area free from risk of further exposure. Oxygen or artificial respiration should be administered as needed. Asthmatic-type symptoms may develop and may be immediate or delayed up to several hours. Treatment is essentially symptomatic. A physician should be consulted.</p> |
| Ingestion | <ul style="list-style-type: none"> ▶ If swallowed do NOT induce vomiting. ▶ If vomiting occurs, lean patient forward or place on left side (head-down position, if possible) to maintain open airway and prevent aspiration. ▶ Observe the patient carefully. ▶ Never give liquid to a person showing signs of being sleepy or with reduced awareness; i.e. becoming unconscious. ▶ Give water to rinse out mouth, then provide liquid slowly and as much as casualty can comfortably drink. ▶ Seek medical advice. ▶ Avoid giving milk or oils. ▶ Avoid giving alcohol. ▶ If spontaneous vomiting appears imminent or occurs, hold patient's head down, lower than their hips to help avoid possible aspiration of vomitus. |

Indication of any immediate medical attention and special treatment needed

Any material aspirated during vomiting may produce lung injury. Therefore emesis should not be induced mechanically or pharmacologically. Mechanical means should be used if it is considered necessary to evacuate the stomach contents; these include gastric lavage after endotracheal intubation. If spontaneous vomiting has occurred after ingestion, the patient should be monitored for difficult breathing, as adverse effects of aspiration into the lungs may be delayed up to 48 hours.

Toluene diisocyanate is a known pulmonary sensitiser. Annual medical surveillance should be conducted including pulmonary history, examination of the heart and lungs, 14 x 17 inch (35 x 47 cm) x-ray and pulmonary function testing (FCV, FEV1).

In normal commercial preparations of toluene diisocyanate, the 2,4-isomer dominates in the ratio 4:1. However it is also hydrolysed, in air, more rapidly than the 2,6-isomer. Airway sensitivities may result from the appearance of immunoglobulins in the blood. Frequent inability to detect antibodies to TDI in clinical cases may result from the routine use of diagnostic antigens containing predominantly 2,4-TDI, whereas individuals may have been exposed to atmospheres in which 2,6-TDI was the predominant isomer. [Karol & Jin, Frontiers of Molecular Toxicology, pp 55-61, 1992]

For sub-chronic and chronic exposures to isocyanates:

- ▶ This material may be a potent pulmonary sensitiser which causes bronchospasm even in patients without prior airway hyperreactivity.
- ▶ Clinical symptoms of exposure involve mucosal irritation of respiratory and gastrointestinal tracts.
- ▶ Conjunctival irritation, skin inflammation (erythema, pain vesiculation) and gastrointestinal disturbances occur soon after exposure.
- ▶ Pulmonary symptoms include cough, burning, substernal pain and dyspnoea.
- ▶ Some cross-sensitivity occurs between different isocyanates.
- ▶ Noncardiogenic pulmonary oedema and bronchospasm are the most serious consequences of exposure. Markedly symptomatic patients should receive oxygen, ventilatory support and an intravenous line.
- ▶ Treatment for asthma includes inhaled sympathomimetics (epinephrine [adrenalin], terbutaline) and steroids.
- ▶ Activated charcoal (1 g/kg) and a cathartic (sorbitol, magnesium citrate) may be useful for ingestion.
- ▶ Mydriatics, systemic analgesics and topical antibiotics (Sulamyd) may be used for corneal abrasions.
- ▶ There is no effective therapy for sensitised workers.

[Ellenhorn and Barceloux; Medical Toxicology]

NOTE: Isocyanates cause airway restriction in naive individuals with the degree of response dependant on the concentration and duration of exposure. They induce smooth muscle contraction which leads to bronchoconstrictive episodes. Acute changes in lung function, such as decreased FEV1, may not represent sensitivity.

[Karol & Jin, Frontiers in Molecular Toxicology, pp 56-61, 1992]

Personnel who work with isocyanates, isocyanate prepolymers or polyisocyanates should have a pre-placement medical examination and periodic examinations thereafter, including a pulmonary function test. Anyone with a medical history of chronic respiratory disease, asthmatic or bronchial attacks, indications of allergic responses, recurrent eczema or sensitisation conditions of the skin should not handle or work with isocyanates. Anyone who develops chronic respiratory distress when working with isocyanates should be removed from exposure and examined by a physician.

Further exposure must be avoided if a sensitivity to isocyanates or polyisocyanates has developed.

For acute or short term repeated exposures to xylene:

- ▶ Gastro-intestinal absorption is significant with ingestions. For ingestions exceeding 1-2 ml (xylene)/kg, intubation and lavage with cuffed endotracheal tube is recommended. The use of charcoal and cathartics is equivocal.
- ▶ Pulmonary absorption is rapid with about 60-65% retained at rest.
- ▶ Primary threat to life from ingestion and/or inhalation, is respiratory failure.
- ▶ Patients should be quickly evaluated for signs of respiratory distress (e.g. cyanosis, tachypnoea, intercostal retraction, obtundation) and given oxygen. Patients with inadequate tidal volumes or poor arterial blood gases (pO₂ < 50 mm Hg or pCO₂ > 50 mm Hg) should be intubated.
- ▶ Arrhythmias complicate some hydrocarbon ingestion and/or inhalation and electrocardiographic evidence of myocardial injury has been reported; intravenous lines and cardiac monitors should be established in obviously symptomatic patients. The lungs excrete inhaled solvents, so that hyperventilation improves clearance.
- ▶ A chest x-ray should be taken immediately after stabilisation of breathing and circulation to document aspiration and detect the presence of pneumothorax.
- ▶ Epinephrine (adrenalin) is not recommended for treatment of bronchospasm because of potential myocardial sensitisation to catecholamines. Inhaled cardioselective bronchodilators (e.g. Alupent, Salbutamol) are the preferred agents, with aminophylline a second choice.

BIOLOGICAL EXPOSURE INDEX - BEI

These represent the determinants observed in specimens collected from a healthy worker exposed at the Exposure Standard (ES or TLV):

| Determinant | Index | Sampling Time | Comments |
|--------------------------------|----------------------------------|-------------------------------------|----------|
| Methylhippu-ric acids in urine | 1.5 gm/gm creatinine 2 mg/min | End of shift Last 4 hrs of shift | |

SECTION 5 FIREFIGHTING MEASURES

Extinguishing media

- ▶ Foam.
- ▶ Dry chemical powder.
- ▶ BCF (where regulations permit).
- ▶ Carbon dioxide.
- ▶ Water spray or fog - Large fires only.

Special hazards arising from the substrate or mixture

| | |
|-----------------------------|--|
| Fire Incompatibility | ▶ Avoid contamination with oxidising agents i.e. nitrates, oxidising acids, chlorine bleaches, pool chlorine etc. as ignition may result |
|-----------------------------|--|

Advice for firefighters

| | |
|------------------------------|--|
| Fire Fighting | <ul style="list-style-type: none"> ▶ Alert Fire Brigade and tell them location and nature of hazard. ▶ May be violently or explosively reactive. ▶ Wear breathing apparatus plus protective gloves. ▶ Prevent, by any means available, spillage from entering drains or water course. ▶ If safe, switch off electrical equipment until vapour fire hazard removed. ▶ Use water delivered as a fine spray to control fire and cool adjacent area. ▶ Avoid spraying water onto liquid pools. ▶ DO NOT approach containers suspected to be hot. ▶ Cool fire exposed containers with water spray from a protected location. ▶ If safe to do so, remove containers from path of fire. |
| Fire/Explosion Hazard | <ul style="list-style-type: none"> ▶ Liquid and vapour are flammable. ▶ Moderate fire hazard when exposed to heat or flame. ▶ Vapour forms an explosive mixture with air. ▶ Moderate explosion hazard when exposed to heat or flame. ▶ Vapour may travel a considerable distance to source of ignition. ▶ Heating may cause expansion or decomposition leading to violent rupture of containers. ▶ On combustion, may emit toxic fumes of carbon monoxide (CO). <p>Combustion products include:</p> <ul style="list-style-type: none"> , carbon dioxide (CO₂) , isocyanates , and minor amounts of , hydrogen cyanide , nitrogen oxides (NO_x) , other pyrolysis products typical of burning organic material. |
| HAZCHEM | •3Y |

SECTION 6 ACCIDENTAL RELEASE MEASURES

Personal precautions, protective equipment and emergency procedures

See section 8

Environmental precautions

See section 12

Methods and material for containment and cleaning up

| | |
|---------------------|---|
| Minor Spills | <ul style="list-style-type: none"> ▶ Remove all ignition sources. ▶ Clean up all spills immediately. ▶ Avoid breathing vapours and contact with skin and eyes. ▶ Control personal contact with the substance, by using protective equipment. ▶ Contain and absorb small quantities with vermiculite or other absorbent material. ▶ Wipe up. ▶ Collect residues in a flammable waste container. |
| Major Spills | <p>For isocyanate spills of less than 40 litres (2 m²):</p> <ul style="list-style-type: none"> ▶ Evacuate area from everybody not dealing with the emergency, keep them upwind and prevent further access, remove ignition sources and, if inside building, ventilate area as well as possible. ▶ Notify supervision and others as necessary. ▶ Put on personal protective equipment (suitable respiratory protection, face and eye protection, protective suit, gloves and impermeable boots). ▶ Control source of leakage (where applicable). ▶ Dike the spill to prevent spreading and to contain additions of decontaminating solution. ▶ Prevent the material from entering drains. ▶ Estimate spill pool volume or area. ▶ Absorb and decontaminate. - Completely cover the spill with wet sand, wet earth, vermiculite or other similar absorbent. - Add neutraliser (for suitable formulations: see below) to the adsorbent materials (equal to that of estimated spill pool volume). Intensify contact between spill, absorbent and neutraliser by carefully mixing with a rake and allow to react for 15 minutes ▶ Shovel absorbent/decontaminant solution mixture into a steel drum. ▶ Decontaminate surface. - Pour an equal amount of neutraliser solution over contaminated surface. - Scrub area with a stiff bristle brush, using moderate pressure. - Completely cover decontaminant with vermiculite or other similar absorbent. - After 5 minutes, shovel absorbent/decontamination solution mixture into the same steel drum used above. ▶ Monitor for residual isocyanate. If surface is decontaminated, proceed to next step. If contamination persists, repeat decontaminate procedure immediately above ▶ Place loosely covered drum (release of carbon dioxide) outside for at least 72 hours. Label waste-containing drum appropriately. Remove waste materials for incineration. ▶ Decontaminate and remove personal protective equipment. ▶ Return to normal operation. ▶ Conduct accident investigation and consider measures to prevent reoccurrence. |

Decontamination:

Treat isocyanate spills with sufficient amounts of isocyanate decontaminant preparation ("neutralising fluid"). Isocyanates and polyisocyanates are generally not miscible with water. Liquid surfactants are necessary to allow better dispersion of isocyanate and neutralising fluids/ preparations. Alkaline neutralisers react faster than water/surfactant mixtures alone.

Typically, such a preparation may consist of:

Sawdust: 20 parts by weight Kieselguhr 40 parts by weight plus a mixture of (ammonia (s.g. 0.880) 8% v/v non-ionic surfactant 2% v/v water 90% v/v).

Let stand for 24 hours

Three commonly used neutralising fluids each exhibit advantages in different situations.

Formulation A :

| | |
|-------------------|--------|
| liquid surfactant | 0.2-2% |
| sodium carbonate | 5-10% |
| water to | 100% |

Formulation B

| | |
|----------------------|--------|
| liquid surfactant | 0.2-2% |
| concentrated ammonia | 3-8% |
| water to | 100% |

Formulation C

| | |
|---------------------------------|------|
| ethanol, isopropanol or butanol | 50% |
| concentrated ammonia | 5% |
| water to | 100% |

After application of any of these formulae, let stand for 24 hours.

Formulation B reacts faster than Formulation A. However, ammonia-based neutralisers should be used only under well-ventilated conditions to avoid overexposure to ammonia or if members of the emergency team wear suitable respiratory protection. Formulation C is especially suitable for cleaning of equipment from unreacted isocyanate and neutralizing under freezing conditions. Regard has to be taken to the flammability of the alcoholic solution.

- ▶ Avoid contamination with water, alkalies and detergent solutions.
- ▶ Material reacts with water and generates gas, pressurises containers with even drum rupture resulting.
- ▶ **DO NOT reseal container if contamination is suspected.**
- ▶ Open all containers with care.
- ▶ Clear area of personnel and move upwind.
- ▶ Alert Fire Brigade and tell them location and nature of hazard.
- ▶ May be violently or explosively reactive.
- ▶ Wear breathing apparatus plus protective gloves.
- ▶ Prevent, by any means available, spillage from entering drains or water course.
- ▶ Consider evacuation (or protect in place).
- ▶ No smoking, naked lights or ignition sources.
- ▶ Increase ventilation.
- ▶ Stop leak if safe to do so.
- ▶ Water spray or fog may be used to disperse /absorb vapour.
- ▶ Contain spill with sand, earth or vermiculite.
- ▶ Use only spark-free shovels and explosion proof equipment.
- ▶ Collect recoverable product into labelled containers for recycling.
- ▶ Absorb remaining product with sand, earth or vermiculite.
- ▶ Collect solid residues and seal in labelled drums for disposal.
- ▶ Wash area and prevent runoff into drains.
- ▶ If contamination of drains or waterways occurs, advise emergency services.

Personal Protective Equipment advice is contained in Section 8 of the SDS.

SECTION 7 HANDLING AND STORAGE

Precautions for safe handling

Safe handling

- ▶ Containers, even those that have been emptied, may contain explosive vapours.
- ▶ Do NOT cut, drill, grind, weld or perform similar operations on or near containers.
- ▶ **DO NOT allow clothing wet with material to stay in contact with skin**
- ▶ Avoid all personal contact, including inhalation.
- ▶ Wear protective clothing when risk of overexposure occurs.
- ▶ Use in a well-ventilated area.
- ▶ Prevent concentration in hollows and sumps.
- ▶ **DO NOT enter confined spaces until atmosphere has been checked.**
- ▶ Avoid smoking, naked lights or ignition sources.
- ▶ Avoid generation of static electricity.
- ▶ **DO NOT use plastic buckets.**
- ▶ Earth all lines and equipment.
- ▶ Use spark-free tools when handling.
- ▶ Avoid contact with incompatible materials.
- ▶ **When handling, DO NOT eat, drink or smoke.**
- ▶ Keep containers securely sealed when not in use.
- ▶ Avoid physical damage to containers.
- ▶ Always wash hands with soap and water after handling.
- ▶ Work clothes should be laundered separately.
- ▶ Use good occupational work practice.
- ▶ Observe manufacturer's storage and handling recommendations contained within this SDS.
- ▶ Atmosphere should be regularly checked against established exposure standards to ensure safe working conditions.

Other information

- ▶ Store in original containers in approved flammable liquid storage area.
- ▶ Store away from incompatible materials in a cool, dry, well-ventilated area.
- ▶ **DO NOT store in pits, depressions, basements or areas where vapours may be trapped.**
- ▶ No smoking, naked lights, heat or ignition sources.
- ▶ Storage areas should be clearly identified, well illuminated, clear of obstruction and accessible only to trained and authorised personnel - adequate security must be provided so that unauthorised personnel do not have access.
- ▶ Store according to applicable regulations for flammable materials for storage tanks, containers, piping, buildings, rooms, cabinets, allowable quantities and minimum storage distances.
- ▶ Use non-sparking ventilation systems, approved explosion proof equipment and intrinsically safe electrical systems.

Duroprime PU Primer

- ▶ Have appropriate extinguishing capability in storage area (e.g. portable fire extinguishers - dry chemical, foam or carbon dioxide) and flammable gas detectors.
 - ▶ Keep adsorbents for leaks and spills readily available.
 - ▶ Protect containers against physical damage and check regularly for leaks.
 - ▶ Observe manufacturer's storage and handling recommendations contained within this SDS.
- In addition, for tank storages (where appropriate):
- ▶ Store in grounded, properly designed and approved vessels and away from incompatible materials.
 - ▶ For bulk storages, consider use of floating roof or nitrogen blanketed vessels; where venting to atmosphere is possible, equip storage tank vents with flame arrestors; inspect tank vents during winter conditions for vapour/ ice build-up.
 - ▶ Storage tanks should be above ground and diked to hold entire contents.
- for commercial quantities of isocyanates:
- ▶ Isocyanates should be stored in adequately bunded areas. Nothing else should be kept within the same bunding. Pre-polymers need not be segregated. Drums of isocyanates should be stored under cover, out of direct sunlight, protected from rain, protected from physical damage and well away from moisture, acids and alkalis.
 - ▶ Where isocyanates are stored at elevated temperatures to prevent solidifying, adequate controls should be installed to prevent the high temperatures and precautions against fire should be taken.
 - ▶ Where stored in tanks, the more reactive isocyanates should be blanketed with a non-reactive gas such as nitrogen and equipped with absorptive type breather valve (to prevent vapour emissions)..
 - ▶ Transfer systems for isocyanates in bulk storage should be fully enclosed and use pump or vacuum systems. Warning signs, in appropriate languages, should be posted where necessary.
 - ▶ Areas in which polyurethane foam products are stored should be supplied with good general ventilation. Residual amounts of unreacted isocyanate may be present in the finished foam, resulting in hazardous atmospheric concentrations.

Conditions for safe storage, including any incompatibilities

| | |
|--------------------------------|---|
| Suitable container | <ul style="list-style-type: none"> ▶ Packing as supplied by manufacturer. ▶ Plastic containers may only be used if approved for flammable liquid. ▶ Check that containers are clearly labelled and free from leaks. ▶ For low viscosity materials (i) : Drums and jerry cans must be of the non-removable head type. (ii) : Where a can is to be used as an inner package, the can must have a screwed enclosure. ▶ For materials with a viscosity of at least 2680 cSt. (23 deg. C) ▶ For manufactured product having a viscosity of at least 250 cSt. (23 deg. C) ▶ Manufactured product that requires stirring before use and having a viscosity of at least 20 cSt (25 deg. C): (i) Removable head packaging; (ii) Cans with friction closures and (iii) low pressure tubes and cartridges may be used. ▶ Where combination packages are used, and the inner packages are of glass, there must be sufficient inert cushioning material in contact with inner and outer packages ▶ In addition, where inner packagings are glass and contain liquids of packing group I there must be sufficient inert absorbent to absorb any spillage, unless the outer packaging is a close fitting moulded plastic box and the substances are not incompatible with the plastic. |
| Storage incompatibility | <p>Xylenes:</p> <ul style="list-style-type: none"> ▶ may ignite or explode in contact with strong oxidisers, 1,3-dichloro-5,5-dimethylhydantoin, uranium fluoride ▶ attack some plastics, rubber and coatings ▶ may generate electrostatic charges on flow or agitation due to low conductivity. <p>For alkyl aromatics:</p> <p>The alkyl side chain of aromatic rings can undergo oxidation by several mechanisms. The most common and dominant one is the attack by oxidation at benzylic carbon as the intermediate formed is stabilised by resonance structure of the ring.</p> <ul style="list-style-type: none"> ▶ Following reaction with oxygen and under the influence of sunlight, a hydroperoxide at the alpha-position to the aromatic ring, is the primary oxidation product formed (provided a hydrogen atom is initially available at this position) - this product is often short-lived but may be stable dependent on the nature of the aromatic substitution; a secondary C-H bond is more easily attacked than a primary C-H bond whilst a tertiary C-H bond is even more susceptible to attack by oxygen ▶ Monoalkylbenzenes may subsequently form monocarboxylic acids; alkyl naphthalenes mainly produce the corresponding naphthalene carboxylic acids. ▶ Oxidation in the presence of transition metal salts not only accelerates but also selectively decomposes the hydroperoxides. ▶ Hock-rearrangement by the influence of strong acids converts the hydroperoxides to hemiacetals. Peresters formed from the hydroperoxides undergo Criegee rearrangement easily. ▶ Alkali metals accelerate the oxidation while CO₂ as co-oxidant enhances the selectivity. ▶ Microwave conditions give improved yields of the oxidation products. ▶ Photo-oxidation products may occur following reaction with hydroxyl radicals and NO_x - these may be components of photochemical smogs. <p>Oxidation of Alkylaromatics: T.S.S Rao and Shubhra Awasthi: E-Journal of Chemistry Vol 4, No. 1, pp 1-13 January 2007</p> <p>Phthalates:</p> <ul style="list-style-type: none"> ▶ react with strong acids, strong oxidisers, permanganates and nitrates ▶ attack some form of plastics ▶ Vigorous reactions, sometimes amounting to explosions, can result from the contact between aromatic rings and strong oxidising agents. ▶ Aromatics can react exothermically with bases and with diazo compounds. ▶ Avoid contamination with water, alkalis and detergent solutions. ▶ Material reacts with water and generates gas, pressurises containers with even drum rupture resulting. ▶ DO NOT reseal container if contamination is suspected. ▶ Open all containers with care. |

SECTION 8 EXPOSURE CONTROLS / PERSONAL PROTECTION

Control parameters

OCCUPATIONAL EXPOSURE LIMITS (OEL)

INGREDIENT DATA

| Source | Ingredient | Material name | TWA | STEL | Peak | Notes |
|------------------------------|------------------------|----------------------------|---------------------------------|---------------------------------|---------------|---------------|
| Australia Exposure Standards | xylene | Xylene (o-, m-, p-isomers) | 350 mg/m ³ / 80 ppm | 655 mg/m ³ / 150 ppm | Not Available | Not Available |
| Australia Exposure Standards | ethylbenzene | Ethyl benzene | 434 mg/m ³ / 100 ppm | 543 mg/m ³ / 125 ppm | Not Available | Not Available |
| Australia Exposure Standards | toluene diisocyanate | Isocyanates, all (as-NCO) | 0.02 mg/m ³ | 0.07 mg/m ³ | Not Available | Sen |
| Australia Exposure Standards | di-sec-octyl phthalate | Di-sec-octyl phthalate | 5 mg/m ³ | 10 mg/m ³ | Not Available | Not Available |

| | | | | | | |
|------------------------------|---|---------------------------|------------|---------------|---------------|---------------|
| Australia Exposure Standards | titanium dioxide | Titanium dioxide | 10 mg/m3 | Not Available | Not Available | Not Available |
| Australia Exposure Standards | polymeric diphenylmethane diisocyanate | Isocyanates, all (as-NCO) | 0.02 mg/m3 | 0.07 mg/m3 | Not Available | Sen |
| Australia Exposure Standards | p-toluenesulfonyl isocyanate | Isocyanates, all (as-NCO) | 0.02 mg/m3 | 0.07 mg/m3 | Not Available | Sen |
| Australia Exposure Standards | 4,4'-diphenylmethane diisocyanate (MDI) | Isocyanates, all (as-NCO) | 0.02 mg/m3 | 0.07 mg/m3 | Not Available | Sen |
| Australia Exposure Standards | carbon black | Carbon black | 3 mg/m3 | Not Available | Not Available | Not Available |

EMERGENCY LIMITS

| Ingredient | Material name | TEEL-1 | TEEL-2 | TEEL-3 |
|---|---|---------------|---------------|---------------|
| xylene | Xylenes | Not Available | Not Available | Not Available |
| ethylbenzene | Ethyl benzene | Not Available | Not Available | Not Available |
| toluene diisocyanate | Toluene diisocyanate (mixed isomers) | 0.02 ppm | 0.083 ppm | 0.51 ppm |
| toluene diisocyanate | Toluene-2,4-diisocyanate; (TDI) | Not Available | Not Available | Not Available |
| toluene diisocyanate | Toluene-2,6-diisocyanate | Not Available | Not Available | Not Available |
| di-sec-octyl phthalate | Di-sec-octylphthalate | 10 mg/m3 | 86 mg/m3 | 5,900 mg/m3 |
| titanium dioxide | Titanium oxide; (Titanium dioxide) | 30 mg/m3 | 330 mg/m3 | 2,000 mg/m3 |
| polymeric diphenylmethane diisocyanate | Polymethylene polyphenyl isocyanate; (Polymeric diphenylmethane diisocyanate) | 0.15 mg/m3 | 3.6 mg/m3 | 22 mg/m3 |
| p-toluenesulfonyl isocyanate | Isocyanate-bearing waste (as CNs N.O.S.) | 6 mg/m3 | 8.3 mg/m3 | 50 mg/m3 |
| 4,4'-diphenylmethane diisocyanate (MDI) | Methylene diphenyl diisocyanate; (Diphenylmethane diisocyanate; MDI) | 0.45 mg/m3 | Not Available | Not Available |
| 4,4'-diphenylmethane diisocyanate (MDI) | Methylenebis(isocyanato-benzene), 1,1'-; (Diphenyl methane diisocyanate) | 29 mg/m3 | 40 mg/m3 | 240 mg/m3 |
| carbon black | Carbon black | 9 mg/m3 | 99 mg/m3 | 590 mg/m3 |

| Ingredient | Original IDLH | Revised IDLH |
|---|-----------------------------|---------------|
| xylene | 1,000 ppm | 900 ppm |
| ethylbenzene | 2,000 ppm | 800 [LEL] ppm |
| toluene diisocyanate | Not Available | Not Available |
| di-sec-octyl phthalate | Unknown mg/m3 / Unknown ppm | 5,000 mg/m3 |
| titanium dioxide | N.E. mg/m3 / N.E. ppm | 5,000 mg/m3 |
| polymeric diphenylmethane diisocyanate | Not Available | Not Available |
| p-toluenesulfonyl isocyanate | Not Available | Not Available |
| 4,4'-diphenylmethane diisocyanate (MDI) | 100 mg/m3 | 75 mg/m3 |
| carbon black | N.E. mg/m3 / N.E. ppm | 1,750 mg/m3 |

MATERIAL DATA

Exposure controls

Appropriate engineering controls

CARE: Use of a quantity of this material in confined space or poorly ventilated area, where rapid build up of concentrated atmosphere may occur, could require increased ventilation and/or protective gear

Engineering controls are used to remove a hazard or place a barrier between the worker and the hazard. Well-designed engineering controls can be highly effective in protecting workers and will typically be independent of worker interactions to provide this high level of protection.

The basic types of engineering controls are:

Process controls which involve changing the way a job activity or process is done to reduce the risk.

Enclosure and/or isolation of emission source which keeps a selected hazard "physically" away from the worker and ventilation that strategically "adds" and "removes" air in the work environment. Ventilation can remove or dilute an air contaminant if designed properly. The design of a ventilation system must match the particular process and chemical or contaminant in use.


Employers may need to use multiple types of controls to prevent employee overexposure.

For flammable liquids and flammable gases, local exhaust ventilation or a process enclosure ventilation system may be required. Ventilation equipment should be explosion-resistant.

Air contaminants generated in the workplace possess varying "escape" velocities which, in turn, determine the "capture velocities" of fresh circulating air required to effectively remove the contaminant.

| Type of Contaminant: | Air Speed: |
|---|------------------------------|
| solvent, vapours, degreasing etc., evaporating from tank (in still air). | 0.25-0.5 m/s (50-100 f/min.) |
| aerosols, fumes from pouring operations, intermittent container filling, low speed conveyer transfers, welding, spray drift, plating acid fumes, pickling (released at low velocity into zone of active generation) | 0.5-1 m/s (100-200 f/min.) |
| direct spray, spray painting in shallow booths, drum filling, conveyer loading, crusher dusts, gas discharge (active generation into zone of rapid air motion) | 1-2.5 m/s (200-500 f/min.) |

Duroprime PU Primer

| | <p>Within each range the appropriate value depends on:</p> <table border="1" data-bbox="359 230 1484 398"> <thead> <tr> <th data-bbox="359 230 1077 264">Lower end of the range</th> <th data-bbox="1077 230 1484 264">Upper end of the range</th> </tr> </thead> <tbody> <tr> <td data-bbox="359 264 1077 297">1: Room air currents minimal or favourable to capture</td> <td data-bbox="1077 264 1484 297">1: Disturbing room air currents</td> </tr> <tr> <td data-bbox="359 297 1077 331">2: Contaminants of low toxicity or of nuisance value only.</td> <td data-bbox="1077 297 1484 331">2: Contaminants of high toxicity</td> </tr> <tr> <td data-bbox="359 331 1077 365">3: Intermittent, low production.</td> <td data-bbox="1077 331 1484 365">3: High production, heavy use</td> </tr> <tr> <td data-bbox="359 365 1077 398">4: Large hood or large air mass in motion</td> <td data-bbox="1077 365 1484 398">4: Small hood-local control only</td> </tr> </tbody> </table> <p>Simple theory shows that air velocity falls rapidly with distance away from the opening of a simple extraction pipe. Velocity generally decreases with the square of distance from the extraction point (in simple cases). Therefore the air speed at the extraction point should be adjusted, accordingly, after reference to distance from the contaminating source. The air velocity at the extraction fan, for example, should be a minimum of 1-2 m/s (200-400 f/min.) for extraction of solvents generated in a tank 2 meters distant from the extraction point. Other mechanical considerations, producing performance deficits within the extraction apparatus, make it essential that theoretical air velocities are multiplied by factors of 10 or more when extraction systems are installed or used.</p> | Lower end of the range | Upper end of the range | 1: Room air currents minimal or favourable to capture | 1: Disturbing room air currents | 2: Contaminants of low toxicity or of nuisance value only. | 2: Contaminants of high toxicity | 3: Intermittent, low production. | 3: High production, heavy use | 4: Large hood or large air mass in motion | 4: Small hood-local control only |
|--|---|------------------------|------------------------|---|---------------------------------|--|----------------------------------|----------------------------------|-------------------------------|---|----------------------------------|
| Lower end of the range | Upper end of the range | | | | | | | | | | |
| 1: Room air currents minimal or favourable to capture | 1: Disturbing room air currents | | | | | | | | | | |
| 2: Contaminants of low toxicity or of nuisance value only. | 2: Contaminants of high toxicity | | | | | | | | | | |
| 3: Intermittent, low production. | 3: High production, heavy use | | | | | | | | | | |
| 4: Large hood or large air mass in motion | 4: Small hood-local control only | | | | | | | | | | |
| <p>Personal protection</p> |  | | | | | | | | | | |
| <p>Eye and face protection</p> | <ul style="list-style-type: none"> ▶ Safety glasses with side shields. ▶ Chemical goggles. ▶ Contact lenses may pose a special hazard; soft contact lenses may absorb and concentrate irritants. A written policy document, describing the wearing of lenses or restrictions on use, should be created for each workplace or task. This should include a review of lens absorption and adsorption for the class of chemicals in use and an account of injury experience. Medical and first-aid personnel should be trained in their removal and suitable equipment should be readily available. In the event of chemical exposure, begin eye irrigation immediately and remove contact lens as soon as practicable. Lens should be removed at the first signs of eye redness or irritation - lens should be removed in a clean environment only after workers have washed hands thoroughly. [CDC NIOSH Current Intelligence Bulletin 59], [AS/NZS 1336 or national equivalent] | | | | | | | | | | |
| <p>Skin protection</p> | <p>See Hand protection below</p> | | | | | | | | | | |
| <p>Hands/feet protection</p> | <ul style="list-style-type: none"> ▶ Wear chemical protective gloves, e.g. PVC. ▶ Wear safety footwear or safety gumboots, e.g. Rubber <p>NOTE:</p> <ul style="list-style-type: none"> ▶ The material may produce skin sensitisation in predisposed individuals. Care must be taken, when removing gloves and other protective equipment, to avoid all possible skin contact. ▶ Contaminated leather items, such as shoes, belts and watch-bands should be removed and destroyed. <p>The selection of suitable gloves does not only depend on the material, but also on further marks of quality which vary from manufacturer to manufacturer. Where the chemical is a preparation of several substances, the resistance of the glove material can not be calculated in advance and has therefore to be checked prior to the application.</p> <p>The exact break through time for substances has to be obtained from the manufacturer of the protective gloves and has to be observed when making a final choice.</p> <p>Personal hygiene is a key element of effective hand care. Gloves must only be worn on clean hands. After using gloves, hands should be washed and dried thoroughly. Application of a non-perfumed moisturizer is recommended.</p> <p>Suitability and durability of glove type is dependent on usage. Important factors in the selection of gloves include:</p> <ul style="list-style-type: none"> • frequency and duration of contact, • chemical resistance of glove material, • glove thickness and • dexterity <p>Select gloves tested to a relevant standard (e.g. Europe EN 374, US F739, AS/NZS 2161.1 or national equivalent).</p> <ul style="list-style-type: none"> • When prolonged or frequently repeated contact may occur, a glove with a protection class of 5 or higher (breakthrough time greater than 240 minutes according to EN 374, AS/NZS 2161.10.1 or national equivalent) is recommended. • When only brief contact is expected, a glove with a protection class of 3 or higher (breakthrough time greater than 60 minutes according to EN 374, AS/NZS 2161.10.1 or national equivalent) is recommended. • Some glove polymer types are less affected by movement and this should be taken into account when considering gloves for long-term use. • Contaminated gloves should be replaced. <p>For general applications, gloves with a thickness typically greater than 0.35 mm, are recommended.</p> <p>It should be emphasised that glove thickness is not necessarily a good predictor of glove resistance to a specific chemical, as the permeation efficiency of the glove will be dependent on the exact composition of the glove material. Therefore, glove selection should also be based on consideration of the task requirements and knowledge of breakthrough times.</p> <p>Glove thickness may also vary depending on the glove manufacturer, the glove type and the glove model. Therefore, the manufacturers' technical data should always be taken into account to ensure selection of the most appropriate glove for the task.</p> <p>Note: Depending on the activity being conducted, gloves of varying thickness may be required for specific tasks. For example:</p> <ul style="list-style-type: none"> • Thinner gloves (down to 0.1 mm or less) may be required where a high degree of manual dexterity is needed. However, these gloves are only likely to give short duration protection and would normally be just for single use applications, then disposed of. • Thicker gloves (up to 3 mm or more) may be required where there is a mechanical (as well as a chemical) risk i.e. where there is abrasion or puncture potential <p>Gloves must only be worn on clean hands. After using gloves, hands should be washed and dried thoroughly. Application of a non-perfumed moisturiser is recommended.</p> | | | | | | | | | | |
| <p>Body protection</p> | <p>See Other protection below</p> | | | | | | | | | | |
| <p>Other protection</p> | <ul style="list-style-type: none"> ▶ Overalls. ▶ PVC Apron. ▶ PVC protective suit may be required if exposure severe. ▶ Eyewash unit. ▶ Ensure there is ready access to a safety shower. <ul style="list-style-type: none"> • Some plastic personal protective equipment (PPE) (e.g. gloves, aprons, overshoes) are not recommended as they may produce static electricity. • For large scale or continuous use wear tight-weave non-static clothing (no metallic fasteners, cuffs or pockets). • Non sparking safety or conductive footwear should be considered. Conductive footwear describes a boot or shoe with a sole made from a conductive compound chemically bound to the bottom components, for permanent control to electrically ground the foot an shall dissipate static electricity from the body to reduce the possibility of ignition of volatile compounds. Electrical resistance must range between 0 to 500,000 ohms. Conductive shoes should be stored in lockers close to the room in which they are worn. Personnel who have been issued conductive footwear should not wear them from their place of work to their homes and return. | | | | | | | | | | |
| <p>Thermal hazards</p> | <p>Not Available</p> | | | | | | | | | | |

Duroprime PU Primer

Recommended material(s)

GLOVE SELECTION INDEX

Glove selection is based on a modified presentation of the:

"Forsberg Clothing Performance Index".

The effect(s) of the following substance(s) are taken into account in the **computer-generated** selection:

Duroprime PU Primer

| Material | CPI |
|------------------------------------|--------------|
| ##4,4-diphenylmethane diisocyanate | (MDI) |
| BUTYL | C |
| BUTYL/NEOPRENE | C |
| HYPALON | C |
| NAT+NEOPR+NITRILE | C |
| NATURAL RUBBER | C |
| NATURAL+NEOPRENE | C |
| NEOPRENE | C |
| NEOPRENE/NATURAL | C |
| NITRILE | C |
| NITRILE+PVC | C |
| PE/EVAL/PE | C |
| PVA | C |
| PVC | C |
| PVDC/PE/PVDC | C |
| SARANEX-23 | C |
| TEFLON | C |
| VITON | C |
| ##toluene | diisocyanate |
| ##di-sec-octyl | phthalate |

* CPI - Chemwatch Performance Index

A: Best Selection

B: Satisfactory; may degrade after 4 hours continuous immersion

C: Poor to Dangerous Choice for other than short term immersion

NOTE: As a series of factors will influence the actual performance of the glove, a final selection must be based on detailed observation. -

* Where the glove is to be used on a short term, casual or infrequent basis, factors such as "feel" or convenience (e.g. disposability), may dictate a choice of gloves which might otherwise be unsuitable following long-term or frequent use. A qualified practitioner should be consulted.

Respiratory protection

Type AB-P Filter of sufficient capacity. (AS/NZS 1716 & 1715, EN 143:2000 & 149:2001, ANSI Z88 or national equivalent)

Where the concentration of gas/particulates in the breathing zone, approaches or exceeds the "Exposure Standard" (or ES), respiratory protection is required.

Degree of protection varies with both face-piece and Class of filter; the nature of protection varies with Type of filter.

| Required Minimum Protection Factor | Half-Face Respirator | Full-Face Respirator | Powered Air Respirator |
|------------------------------------|----------------------|----------------------|--------------------------|
| up to 5 x ES | AB-AUS / Class 1 P2 | - | AB-PAPR-AUS / Class 1 P2 |
| up to 25 x ES | Air-line* | AB-2 P2 | AB-PAPR-2 P2 |
| up to 50 x ES | - | AB-3 P2 | - |
| 50+ x ES | - | Air-line** | - |

* - Continuous-flow; ** - Continuous-flow or positive pressure demand

^ - Full-face

A(All classes) = Organic vapours, B AUS or B1 = Acid gasses, B2 = Acid gas or hydrogen cyanide(HCN), B3 = Acid gas or hydrogen cyanide(HCN), E = Sulfur dioxide(SO₂), G = Agricultural chemicals, K = Ammonia(NH₃), Hg = Mercury, NO = Oxides of nitrogen, MB = Methyl bromide, AX = Low boiling point organic compounds(below 65 degC)

Cartridge respirators should never be used for emergency ingress or in areas of unknown vapour concentrations or oxygen content. The wearer must be warned to leave the contaminated area immediately on detecting any odours through the respirator. The odour may indicate that the mask is not functioning properly, that the vapour concentration is too high, or that the mask is not properly fitted. Because of these limitations, only restricted use of cartridge respirators is considered appropriate.

- ▶ In certain circumstances, personal protection of the individual employee is necessary. Personal protective devices should be regarded as being supplementary to substitution and engineering control and should not be used in preference to them as they do nothing to eliminate the hazard.
- ▶ However, in some situations, minimising exposure to isocyanates by enclosure and ventilation is not possible, and occupational exposure standards may be exceeded, particularly during on-site mixing of paints, spray-painting, foaming and maintenance of machine and ventilation systems. In these situations, air-line respirators or self-contained breathing apparatus complying with the appropriate national standard must be used.
- ▶ **Organic vapour respirators with particulate pre-filters and powered, air-purifying respirators are NOT suitable.**
- ▶ Personal protective equipment must be appropriately selected, individually fitted and workers trained in their correct use and maintenance. Personal protective equipment must be regularly checked and maintained to ensure that the worker is being protected.
- ▶ Air-line respirators or self-contained breathing apparatus complying with the appropriate national standard should be used during the clean-up of spills and the repair or clean-up of contaminated equipment and similar situations which cause emergency exposures to hazardous atmospheric concentrations of isocyanate.

SECTION 9 PHYSICAL AND CHEMICAL PROPERTIES

Information on basic physical and chemical properties

| | | | |
|---|---|--|----------------|
| Appearance | Coloured flammable liquid with a characteristic odour; does not mix with water. | | |
| Physical state | Liquid | Relative density (Water = 1) | 1.05 |
| Odour | Not Available | Partition coefficient n-octanol / water | Not Available |
| Odour threshold | Not Available | Auto-ignition temperature (°C) | Not Available |
| pH (as supplied) | Not Applicable | Decomposition temperature | Not Available |
| Melting point / freezing point (°C) | Not Available | Viscosity (cSt) | Not Available |
| Initial boiling point and boiling range (°C) | 137 | Molecular weight (g/mol) | Not Applicable |
| Flash point (°C) | 40 | Taste | Not Available |
| Evaporation rate | Not Available | Explosive properties | Not Available |
| Flammability | Flammable. | Oxidising properties | Not Available |
| Upper Explosive Limit (%) | Not Available | Surface Tension (dyn/cm or mN/m) | Not Available |
| Lower Explosive Limit (%) | Not Available | Volatile Component (%vol) | Not Available |
| Vapour pressure (kPa) | Not Available | Gas group | Not Available |
| Solubility in water (g/L) | Immiscible | pH as a solution (1%) | Not Applicable |
| Vapour density (Air = 1) | Not Available | VOC g/L | Not Available |

SECTION 10 STABILITY AND REACTIVITY

Duroprime PU Primer

| | |
|---|--|
| Reactivity | See section 7 |
| Chemical stability | <ul style="list-style-type: none"> ▶ Unstable in the presence of incompatible materials. ▶ Product is considered stable. ▶ Hazardous polymerisation will not occur. |
| Possibility of hazardous reactions | See section 7 |
| Conditions to avoid | See section 7 |
| Incompatible materials | See section 7 |
| Hazardous decomposition products | See section 5 |

SECTION 11 TOXICOLOGICAL INFORMATION

Information on toxicological effects

| | |
|---------------------|--|
| Inhaled | <p>Inhalation of vapours or aerosols (mists, fumes), generated by the material during the course of normal handling, may produce toxic effects. Inhalation of vapours may cause drowsiness and dizziness. This may be accompanied by narcosis, reduced alertness, loss of reflexes, lack of coordination and vertigo.</p> <p>Limited evidence or practical experience suggests that the material may produce irritation of the respiratory system, in a significant number of individuals, following inhalation. In contrast to most organs, the lung is able to respond to a chemical insult by first removing or neutralising the irritant and then repairing the damage. The repair process, which initially evolved to protect mammalian lungs from foreign matter and antigens, may however, produce further lung damage resulting in the impairment of gas exchange, the primary function of the lungs. Respiratory tract irritation often results in an inflammatory response involving the recruitment and activation of many cell types, mainly derived from the vascular system.</p> <p>Inhalation hazard is increased at higher temperatures.</p> <p>Central nervous system (CNS) depression may include nonspecific discomfort, symptoms of giddiness, headache, dizziness, nausea, anaesthetic effects, slowed reaction time, slurred speech and may progress to unconsciousness. Serious poisonings may result in respiratory depression and may be fatal.</p> <p>In addition to producing pulmonary sensitisation, toluene diisocyanate (TDI) is active in contracting smooth muscle such as that found in the airway. So-called bronchoconstriction is often mistaken for sensitisation and lung function tests, including measurement of forced expiratory volume (FEV1) and forced vital capacity (FCV) may distinguish acute reaction. Severe irritation is produced by inhalation of low vapour concentrations. At 0.02 ppm, TDI does not produce immediate irritation but this may become apparent after an extended period of exposure. Symptoms may include a burning sensation, coughing, wheezing, laryngitis, shortness of breath, headache, nausea and vomiting. Overexposure or repeated exposure may produce bronchial spasm and asthma which may not appear for several hours. Symptoms may persist for several weeks. Most individuals recover completely. Both allergy-prone and non allergy-prone individuals may become sensitised. Cross-sensitisation to other isocyanates may occur.</p> <p>Acute effects from inhalation of high concentrations of vapour are pulmonary irritation, including coughing, with nausea; central nervous system depression - characterised by headache and dizziness, increased reaction time, fatigue and loss of co-ordination</p> <p>When humans were exposed to the 100 and 200 ppm for 8 hours about 45-65% is retained in the body. Only traces of unchanged ethyl benzene are excreted in expired air following termination of inhalation exposure.</p> <p>Humans exposed to concentrations of 23-85 ppm excreted most of the retained dose in the urine (mainly as metabolites). Guinea pigs that died from exposure had intense congestion of the lungs and generalised visceral hyperaemia. Rats exposed for three days at 8700 mg/m³ (2000 ppm) showed changes in the levels of dopamine and noradrenaline in various parts of the brain.</p> <p>Headache, fatigue, lassitude, irritability and gastrointestinal disturbances (e.g., nausea, anorexia and flatulence) are the most common symptoms of xylene overexposure. Injury to the heart, liver, kidneys and nervous system has also been noted amongst workers. Transient memory loss, renal impairment, temporary confusion and some evidence of disturbance of liver function was reported in three workers overcome by gross exposure to xylene (10000 ppm). One worker died and autopsy revealed pulmonary congestion, oedema and focal alveolar haemorrhage. Volunteers inhaling xylene at 100 ppm for 5 to 6 hours showed changes in manual coordination reaction time and slight ataxia. Tolerance developed during the workweek but was lost over the weekend. Physical exercise may antagonise this effect. Xylene body burden in humans exposed to 100 or 200 ppm xylene in air depends on the amount of body fat with 4% to 8% of total absorbed xylene accumulating in adipose tissue.</p> <p>Xylene is a central nervous system depressant. Central nervous system (CNS) depression may include nonspecific discomfort, symptoms of giddiness, headache, dizziness, nausea, anaesthetic effects, slowed reaction time, slurred speech and may progress to unconsciousness. Serious poisonings may result in respiratory depression and may be fatal.</p> |
| Ingestion | <p>Accidental ingestion of the material may be damaging to the health of the individual.</p> <p>Phthalates (aromatic dicarboxylic acid esters), in general, exhibit low toxicity, partly because of poor absorption but mainly as a result of rapid metabolism in which the esters are saponified to phthalic acid (which is rapidly excreted) and the parent alcohol (which is subsequently metabolised). The pathology of these compounds seems to be related to the released alcohol and its biological effects. The rate of absorption of ingested phthalate esters is influenced by the content of dietary fat. Ingested phthalate esters may to a lesser degree be absorbed as the monoester derivatives or in the case of di(2-ethylhexyl)phthalate, as the diester. Cumulative toxicity of the phthalates has been observed on repeated administration. Both di-n-octyl phthalate and di(2-ethylhexyl)phthalate were found to have 22-28 times greater toxicity (based on LD50s) following repeated administration to animals. The liver has been shown to be the target organ affected by the phthalates. In general phthalates have induced liver enlargement; this increase in liver weight has been attributed to rapid cell division (hyperplasia) along with the detachment of cells (hypertrophy). The increase in liver weight caused by phthalates has been found to reverse to normal or even below normal levels on prolonged exposure.</p> <p>Exposure to phthalates, in general, has been found to be associated with a reduction in circulating cholesterol and serum triglyceride levels which accounted for a reduction in liver steroidogenesis. The phthalates also effect carbohydrate metabolism in the liver producing depleted glycogen electron transport inhibitors following interaction with mitochondria. Testicular atrophy produced in rats during feeding studies depends on the length and structure of the alcohol; in general the lower molecular weight esters produce the more severe effects. The toxicity of phthalic acid isomers decreases in the order o-phthalic acid, isophthalic acid and terephthalic acid. Phthalic acid is not metabolised but is excreted, unchanged, in the urine and faeces. Terephthalic acid appears to potentiate the biological effects of substances such as antibiotics, thiamine and sulfonamides.</p> <p>Considered an unlikely route of entry in commercial/industrial environments The liquid may produce considerable gastrointestinal discomfort and may be harmful or toxic if swallowed. Ingestion may result in nausea, pain and vomiting. Vomit entering the lungs by aspiration may cause potentially lethal chemical pneumonitis</p> |
| Skin Contact | <p>Skin contact with the material may be harmful; systemic effects may result following absorption.</p> <p>The material produces moderate skin irritation; evidence exists, or practical experience predicts, that the material either</p> <ul style="list-style-type: none"> ▶ produces moderate inflammation of the skin in a substantial number of individuals following direct contact, and/or ▶ produces significant, but moderate, inflammation when applied to the healthy intact skin of animals (for up to four hours), such inflammation being present twenty-four hours or more after the end of the exposure period. <p>Skin irritation may also be present after prolonged or repeated exposure; this may result in a form of contact dermatitis (nonallergic). The dermatitis is often characterised by skin redness (erythema) and swelling (oedema) which may progress to blistering (vesiculation), scaling and thickening of the epidermis. At the microscopic level there may be intercellular oedema of the spongy layer of the skin (spongiosis) and intracellular oedema of the epidermis.</p> <p>Open cuts, abraded or irritated skin should not be exposed to this material</p> <p>Entry into the blood-stream through, for example, cuts, abrasions, puncture wounds or lesions, may produce systemic injury with harmful effects. Examine the skin prior to the use of the material and ensure that any external damage is suitably protected.</p> <p>The mean rate of absorption of liquid ethyl benzene applied to 17.3 cm² area of the forearm of seven volunteers for 10-15 minutes was determined to be 38</p> |

Duroprime PU Primer

| | |
|----------------|--|
| | <p>mg/cm²/hr. Immersion of the whole hand in aqueous solutions of ethyl benzene (112-156 mg/l) for 1 hour yielded mean absorption rates of 118 and 215.7 ug/cm²/hr. The rate of absorption is thus greater than that of aniline, benzene, nitrobenzene, carbon disulfide and styrene.</p> <p>Repeated application of the undiluted product to the abdominal area of rabbits (10-20 applications over 2-4 weeks) resulted in erythema, oedema and superficial necrosis. The material did not appear to be absorbed through the skin in sufficient quantity to produce outward signs of toxicity.</p> |
| Eye | <p>Evidence exists, or practical experience predicts, that the material may cause severe eye irritation in a substantial number of individuals and/or may produce significant ocular lesions which are present twenty-four hours or more after instillation into the eye(s) of experimental animals. Eye contact may cause significant inflammation with pain. Corneal injury may occur; permanent impairment of vision may result unless treatment is prompt and adequate. Repeated or prolonged exposure to irritants may cause inflammation characterised by a temporary redness (similar to windburn) of the conjunctiva (conjunctivitis); temporary impairment of vision and/or other transient eye damage/ulceration may occur.</p> <p>Two drops of the ethylbenzene in to the conjunctival sac produced only slight irritation of the conjunctival membrane but no corneal injury.</p> <p>The liquid produces a high level of eye discomfort and is capable of causing pain and severe conjunctivitis. Corneal injury may develop, with possible permanent impairment of vision, if not promptly and adequately treated.</p> |
| Chronic | <p>On the basis, primarily, of animal experiments, concern has been expressed that the material may produce carcinogenic or mutagenic effects; in respect of the available information, however, there presently exists inadequate data for making a satisfactory assessment.</p> <p>Practical evidence shows that inhalation of the material is capable of inducing a sensitisation reaction in a substantial number of individuals at a greater frequency than would be expected from the response of a normal population.</p> <p>Pulmonary sensitisation, resulting in hyperactive airway dysfunction and pulmonary allergy may be accompanied by fatigue, malaise and aching. Significant symptoms of exposure may persist for extended periods, even after exposure ceases. Symptoms can be activated by a variety of nonspecific environmental stimuli such as automobile exhaust, perfumes and passive smoking.</p> <p>Practical experience shows that skin contact with the material is capable either of inducing a sensitisation reaction in a substantial number of individuals, and/or of producing a positive response in experimental animals.</p> <p>Limited evidence suggests that repeated or long-term occupational exposure may produce cumulative health effects involving organs or biochemical systems.</p> <p>There is some evidence that human exposure to the material may result in developmental toxicity. This evidence is based on animal studies where effects have been observed in the absence of marked maternal toxicity, or at around the same dose levels as other toxic effects but which are not secondary non-specific consequences of the other toxic effects.</p> <p>With most allergens, removal of the offending agent results in the individual becoming asymptomatic. Toluene diisocyanate (TDI)-induced asthma may continue for months or even years after exposure ceases. This may be due to a non-allergic condition known as reactive airway dysfunction syndrome (RADS) which can occur following exposure to high levels of highly irritating compound. Evidence of carcinogenic potential of commercial grade TDI in female mice included induction of haemangiomas in the spleen and subcutaneous tissues, hepatocellular adenomas, and haemangiosarcomas in the liver, ovary and peritoneum. Ingestion of commercial grade TDI produced subcutaneous fibromas, pancreatic acinar cell adenomas, mammary gland fibroadenomas and subcutaneous fibromas and fibrosarcomas in female rats. No treatment related tumours were induced in male mice.</p> <p>Industrial workers exposed to a maximum level of ethylbenzene of 0.06 mg/l (14 ppm) reported headaches and irritability and tired quickly. Functional nervous system disturbances were found in some workers employed for over 7 years whilst other workers had enlarged livers.</p> <p>Prolonged and repeated exposure may be harmful to the central nervous system (CNS), upper respiratory tract, and/ or may cause liver disorders. It may also cause drying, scaling and blistering of the skin.</p> <p>Rats and mice exposed to ethylbenzene for 6 hours daily, 5 days a week for 104 and 103 weeks respectively showed a statistically significant increase in kidney tumours in male and female rats, lung tumours in male mice, and liver tumours in female mice exposed to 750 ppm ethylbenzene.</p> <p>Prolonged or repeated contact with xylenes may cause defatting dermatitis with drying and cracking. Chronic inhalation of xylenes has been associated with central nervous system effects, loss of appetite, nausea, ringing in the ears, irritability, thirst anaemia, mucosal bleeding, enlarged liver and hyperplasia.</p> <p>Exposure may produce kidney and liver damage. In chronic occupational exposure, xylene (usually mix ed with other solvents) has produced irreversible damage to the central nervous system and ototoxicity (damages hearing and increases sensitivity to noise), probably due to neurotoxic mechanisms.</p> <p>Industrial workers exposed to xylene with a maximum level of ethyl benzene of 0.06 mg/l (14 ppm) reported headaches and irritability and tired quickly. Functional nervous system disturbances were found in some workers employed for over 7 years whilst other workers had enlarged livers.</p> <p>Xylene has been classed as a developmental toxin in some jurisdictions.</p> <p>Small excess risks of spontaneous abortion and congenital malformation were reported amongst women exposed to xylene in the first trimester of pregnancy. In all cases, however, the women were also been exposed to other substances. Evaluation of workers chronically exposed to xylene has demonstrated lack of genotoxicity. Exposure to xylene has been associated with increased risks of haemopoietic malignancies but, again, simultaneous exposure to other substances (including benzene) complicates the picture. A long-term gavage study to mixed xylenes (containing 17% ethyl benzene) found no evidence of carcinogenic activity in rats and mice of either sex.</p> <p>Exposure to the material for prolonged periods may cause physical defects in the developing embryo (teratogenesis).</p> <p>Chronic solvent inhalation exposures may result in nervous system impairment and liver and blood changes. [PATTYS]</p> |

| Duroprime PU Primer | TOXICITY | IRRITATION |
|----------------------|---|-----------------------------------|
| | Not Available | Not Available |
| xylene | TOXICITY | IRRITATION |
| | Dermal (rabbit) LD50: >1700 mg/kg ^[2] | Eye (human): 200 ppm irritant |
| | Inhalation (rat) LC50: 5000 ppm/4hr ^[2] | Eye (rabbit): 5 mg/24h SEVERE |
| | Oral (rat) LD50: 4300 mg/kg ^[2] | Eye (rabbit): 87 mg mild |
| | | Skin (rabbit):500 mg/24h moderate |
| ethylbenzene | TOXICITY | IRRITATION |
| | Dermal (rabbit) LD50: ca.15432.6 mg/kg ^[1] | Eye (rabbit): 500 mg - SEVERE |
| | Inhalation (mouse) LC50: 35.5 mg/L/2hr ^[2] | Skin (rabbit): 15 mg/24h mild |
| | Inhalation (rat) LC50: 55 mg/L/2hr ^[2] | |
| | Oral (rat) LD50: 3500 mg/kg ^[2] | |
| toluene diisocyanate | TOXICITY | IRRITATION |
| | Dermal (rabbit) LD50: >12100 mg/kg ^[2] | Not Available |
| | Inhalation (mouse) LC50: 14.1 ppm6 hr ^[1] | |
| | Inhalation (mouse) LC50: 19 ppm6 hr ^[1] | |
| | Oral (rat) LD50: >2000 mg/kg ^[1] | |

Duroprime PU Primer

| | | |
|---|---|---|
| di-sec-octyl phthalate | TOXICITY | IRRITATION |
| | Dermal (rabbit) LD50: 25000 mg/kg ^[2] Oral (rat) LD50: 30000 mg/kg ^[2] | Eye (rabbit): 500 mg/24h mild Skin (rabbit): 500 mg/24h mild |
| titanium dioxide | TOXICITY | IRRITATION |
| | Inhalation (rat) LC50: >2.28 mg/l/4hr ^[1] | Skin (human): 0.3 mg /3D (int)-mild * |
| | Inhalation (rat) LC50: >3.56 mg/l/4hr ^[1] | |
| | Inhalation (rat) LC50: >6.82 mg/l/4hr ^[1] | |
| | Inhalation (rat) LC50: 3.43 mg/l/4hr ^[1] | |
| | Inhalation (rat) LC50: 5.09 mg/l/4hr ^[1] Oral (rat) LD50: >2000 mg/kg ^[1] | |
| polymeric diphenylmethane diisocyanate | TOXICITY | IRRITATION |
| | Dermal (rabbit) LD50: >9400 mg/kg ^[2] Inhalation (rat) LC50: 0.49 mg/L/4hr ^[2] | Eye (rabbit): 100 mg - mild |
| | Oral (rat) LD50: 43000 mg/kg ^[2] | |
| p-toluenesulfonyl isocyanate | TOXICITY | IRRITATION |
| | Inhalation (rat) LC50: >640 ppm/1hr ^[2] Oral (rat) LD50: 2234 mg/kg ^[2] | Not Available |
| 4,4'-diphenylmethane diisocyanate (MDI) | TOXICITY | IRRITATION |
| | Dermal (rabbit) LD50: >6200 mg/kg ^[2] Inhalation (rat) LC50: 0.49 mg/l/4hr ^[1] | Dermal Sensitiser * Skin (rabbit): 500 mg /24 hours |
| | Oral (rat) LD50: >2000 mg/kg ^[1] | |
| carbon black | TOXICITY | IRRITATION |
| | Dermal (rabbit) LD50: >3000 mg/kg ^[2] Oral (rat) LD50: >8000 mg/kg ^[1] | Not Available |

Legend:

1. Value obtained from Europe ECHA Registered Substances - Acute toxicity 2.* Value obtained from manufacturer's SDS. Unless otherwise specified data extracted from RTECS - Register of Toxic Effect of chemical Substances

| | |
|-------------------------------|---|
| XYLENE | The material may cause skin irritation after prolonged or repeated exposure and may produce a contact dermatitis (nonallergic). This form of dermatitis is often characterised by skin redness (erythema) and swelling the epidermis. Histologically there may be intercellular oedema of the spongy layer (spongiosis) and intracellular oedema of the epidermis. Reproductive effector in rats |
| ETHYLBENZENE | Ethylbenzene is readily absorbed following inhalation, oral, and dermal exposures, distributed throughout the body, and excreted primarily through urine. There are two different metabolic pathways for ethylbenzene with the primary pathway being the alpha-oxidation of ethylbenzene to 1-phenylethanol, mostly as the R-enantiomer. The pattern of urinary metabolite excretion varies with different mammalian species. In humans, ethylbenzene is excreted in the urine as mandelic acid and phenylglyoxylic acids; whereas rats and rabbits excrete hippuric acid and phenacetic acid as the main metabolites. Ethylbenzene can induce liver enzymes and hence its own metabolism as well as the metabolism of other substances. Ethylbenzene has a low order of acute toxicity by the oral, dermal or inhalation routes of exposure. Studies in rabbits indicate that ethylbenzene is irritating to the skin and eyes. There are numerous repeat dose studies available in a variety of species, these include: rats, mice, rabbits, guinea pig and rhesus monkeys. Hearing loss has been reported in rats (but not guinea pigs) exposed to relatively high exposures (400 ppm and greater) of ethylbenzene In chronic toxicity/carcinogenicity studies, both rats and mice were exposed via inhalation to 0, 75, 250 or 750 ppm for 104 weeks. In rats, the kidney was the target organ of toxicity, with renal tubular hyperplasia noted in both males and females at the 750 ppm level only. In mice, the liver and lung were the principal target organs of toxicity. In male mice at 750 ppm, lung toxicity was described as alveolar epithelial metaplasia, and liver toxicity was described as hepatocellular syncytial alteration, hypertrophy and mild necrosis; this was accompanied by increased follicular cell hyperplasia in the thyroid. As a result the NOAEL in male mice was determined to be 250 ppm. In female mice, the 750 ppm dose group had an increased incidence of eosinophilic foci in the liver (44% vs 10% in the controls) and an increased incidence in follicular cell hyperplasia in the thyroid gland. In studies conducted by the U.S. National Toxicology Program, inhalation of ethylbenzene at 750 ppm resulted in increased lung tumors in male mice, liver tumors in female mice, and increased kidney tumors in male and female rats. No increase in tumors was reported at 75 or 250 ppm. Ethylbenzene is considered to be an animal carcinogen, however, the relevance of these findings to humans is currently unknown. Although no reproductive toxicity studies have been conducted on ethylbenzene, repeated-dose studies indicate that the reproductive organs are not a target for ethylbenzene toxicity Ethylbenzene was negative in bacterial gene mutation tests and in a yeast assay on mitotic recombination. Liver changes, uterine tract, effects on fertility, foetotoxicity, specific developmental abnormalities (musculoskeletal system) recorded. |
| TOLUENE DIISOCYANATE | The material may produce severe skin irritation after prolonged or repeated exposure, and may produce a contact dermatitis (nonallergic). This form of dermatitis is often characterised by skin redness (erythema) thickening of the epidermis. Histologically there may be intercellular oedema of the spongy layer (spongiosis) and intracellular oedema of the epidermis. Prolonged contact is unlikely, given the severity of response, but repeated exposures may produce severe ulceration. |
| DI-SEC-OCTYL PHTHALATE | Di-sec-octyl phthalate (DEHP) is not acutely toxic in small laboratory animals via the oral route. The oral LD50 reported for mice is 26.3 g/kg; for rats, it is 33.8 g/kg. No skin irritation or sensitisation potential has been demonstrated in either animals or humans, and the lethal dermal dose in rabbits is about 25 ml/kg. Deaths in rats and chronic diffuse inflammation of the lung in mice exposed to DEHP at unspecified levels have been reported. Long-term dietary toxicity studies in rats, guinea pigs, and dogs have established a no-effect dose level of about 60 mg/kg/day, and no carcinogenic or histologic abnormalities were observed at this level. Higher doses were associated with growth retardation and increased liver and kidney weights but not histologic abnormalities. Metabolic studies have demonstrated that laboratory animals do not appreciably metabolise DEHP. Teratogenicity studies in pregnant rats indicated that fertility is unaffected at doses of 0.1, 0.2, or 0.33 percent of the acute intraperitoneal LD50 dose for rats, although slight effects on |

Duroprime PU Primer

embryonic and foetal development were observed in these animals; skeletal deformities were the most common teratogenic effects observed. Mutagenic effects were observed at intravenous doses of one-third, one-half, and two-thirds of the acute LD50; these effects are consistent with DEHP's ability to produce dominant lethal mutations.

A study of workers exposed to a mixture of the vapors of diethyl phthalate, dibutyl phthalate, and di-2-ethylhexyl phthalate reported that exposures to 1 to 6 ppm caused no peripheral polyneuritis. However, Russian investigators examined male and female workers exposed to between 1.7 and 66 mg/m³ of various combinations of airborne phthalates (including butyl phthalate, higher aryl phthalates, dioctyl phthalate and others) and noted complaints of pain, numbness, and spasms in the upper and lower extremities after six to seven years of exposure. Polyneuritis was observed in 32 percent of the workers studied, and 78 percent of these workers showed depression of vestibular receptors.

The material may produce peroxisome proliferation. Peroxisomes are single, membrane limited, cytoplasmic organelles that are found in the cells of animals, plants, fungi and protozoa. Peroxisome proliferators include certain hypolipidaemic drugs, phthalate ester plasticisers, industrial solvents, herbicides, food flavours, leukotriene D4 antagonists and hormones. Numerous studies in rats and mice have demonstrated the hepatocarcinogenic effects of peroxisome proliferators, and these compounds have been unequivocally established as carcinogens. However it is generally conceded that compounds inducing proliferation in rats and mice have little, if any, effect on human liver except at very high doses or extreme conditions of exposure.

The material may be irritating to the eye, with prolonged contact causing inflammation. Repeated or prolonged exposure to irritants may produce conjunctivitis.

Transitional Phthalate Esters: produced from alcohols with straight-chain carbon backbones of C4 to C6. This subcategory also includes a phthalate produced from benzyl alcohol as one ester group with the second ester composed of an alkyl group with a C5 carbon backbone and butyrate group. Phthalate esters containing >10% C4 to C6 molecules were conservatively included in this subcategory. Branched C7 and C8 isomers (di-iso-heptyl, di-iso-octyl and diethylhexyl phthalates) in contrast to linear dihexyl and dioctyl phthalate are members of this family.

Transitional phthalates have varied uses, but are largely used as plasticisers for PVC. Physicochemical properties also vary in that the lower molecular weight transitional phthalates are more water-soluble than higher molecular weight transitional phthalates, but none would be characterised as highly water soluble.

Transitional phthalates have lower water solubility than the low molecular weight phthalates and except for butylbenzyl phthalate (BBP), existing data suggest they do not exhibit acute or chronic aquatic toxicity. What distinguishes some of the transitional phthalates from others is their greater mammalian toxicity potential, particularly with regard to reproductive and developmental effects, compared to either the low or high molecular weight phthalate subcategories.

Acute Toxicity. The available data on phthalates spanning the carbon range from C4 to C6 indicate that phthalate esters in the transitional subcategory are minimally toxic by acute oral and dermal administration. The oral LD50 value for BBP exceeds 2 g/kg, and for materials with higher molecular weights, the LD50 values exceed the maximum amounts which can be administered to the animals in a manner consistent with the principles of responsible animal use.

One member of this subcategory, diethylhexyl phthalate (DEHP), has been tested for acute inhalation toxicity. It did not cause an effect at the highest concentration tested. Further, considering the low volatility of these substances, inhalation exposure at toxicologically significant levels is not anticipated.

Repeated Dose Toxicity. Several substances in the C4 to C6 range, including BBP, have been tested for repeated dose toxicity in studies ranging from 3 weeks to 2 years. The principal effects found in these studies were those associated with peroxisome proliferation including liver enlargement and induction of peroxisomal enzymes. As shown in a comparative study of liver effects, the strongest inducers of peroxisome proliferation are diisononyl phthalate (DINP) and di-iso-decyl phthalate (DIDP) with substances of shorter chain length (e.g., BBP) showing much less pronounced effects. Thus it is reasonable to conclude that other members of this subcategory would show effects similar to BBP and less pronounced than DINP or DIDP. It should also be noted that the relevance of these findings to human health is, at best, questionable. It has been shown that these effects are mediated through the peroxisome proliferation-activated receptor alpha (PPARα) and that levels of PPARα are much higher in rodents than they are in humans. Thus one would expect humans to be substantially less responsive than rodents to peroxisome proliferating agents. Empirical evidence that this is true is provided by studies in primates in which repeated administration of DINP had no effects on liver, kidney or testicular parameters.

Several of the substances in the transitional phthalate esters subcategory, however, have been shown to produce testicular atrophy when given to juvenile rats at high levels. Testicular atrophy has been associated with BBP and other substances with C4 to C6 linear carbon chains. However, molecules with fewer than 4 or more than 6 carbons did not produce testicular atrophy in these studies. Although the relevance of these data are uncertain, as the testes is not a target organ for diethylhexyl phthalate (DEHP) in primates, these data do provide one of the distinguishing toxicological characteristics of this subcategory and are one of the underlying reasons supporting the differentiation of phthalate esters on the basis of length of the linear region of the carbon chain.

Genetic Toxicity (Salmonella). A number of the substances in this subcategory including the reference substance BBP has been assessed in the Salmonella and mouse lymphoma assays. All of these substances were inactive in these assays.

Chromosomal Aberrations. BBP and dihexyl phthalate (DHP) were inactive in micronucleus assays in mice. DEHP was inactive in a cytogenetics assay in rat bone marrow. Diisoheptyl phthalate was inactive in CHO cells, in vitro.

Reproductive toxicity: A series of studies assessed the structure-activity relationship of the effects of phthalate esters on fertility using a continuous breeding protocol. The test substances included in these studies were diethyl-, dipropyl-, dibutyl-, dipentyl-, di-n-hexyl-, di-2(ethylhexyl)-, and di-n-octyl phthalates. The most profound effects were on fertility (i.e., number of females delivering/number births) and number of live births. The substance showing the greatest activity was DEHP which produced effects at dietary levels of 0.1% with a no effect level of 0.01%. The next most active compounds were di-n-hexyl- and di-n-pentyl phthalate which showed effects in the range of 0.3 to 0.5%; no effect levels were not experimentally defined. Dipropyl phthalate had an effect on live birth index at 2.5% but produced no effects at 1.25%. Diethyl phthalate and di-n-octyl phthalate were inactive at the highest levels tested, 2.5% and 5.0%, respectively. These data demonstrated that molecules with linear alkyl chains of 4 to 6 carbons profoundly affect fertility in rodents, with DEHP being the most active. Molecules with longer or shorter side chains are essentially inactive in these assays. These data were also a basis for the separation of phthalates into three categories based on length of side chain.

In addition to these data there are reproductive toxicity studies on BBP and DEHP.

A 2-generation reproductive study was conducted in rats in which BBP was administered via the diet. Parental effects were limited to changes in body weight, weight gain, and increased absolute and relative liver weights. In the F1 parents, treatment with BBP affected mating and fertility indices and sperm number and motility. The F1 male offspring exhibited shortened anogenital distance, delayed acquisition of puberty and retention of nipples and areolae as well as reproductive effects. The NOAEL of the study was reported to be 3750 mg/kg for reproductive effects. However, for male F1 and F2 offspring, the NOEL for reproductive effects was reported to be 50 mg/kg based on reductions in anogenital distance. These studies along with previous data provide a good basis to assess the reproductive effects of C4 to C6 phthalate esters. Although several substances (diheptyl, heptyl nonyl, heptyl undecyl) have ester side chain constituents that predominately fall in the high molecular weight subcategory, these substances are conservatively assumed to exhibit reproductive effects similar to other transitional phthalates.

Developmental toxicity: There have been extensive studies of the developmental toxicity of BBP and DEHP. These substances produce structural malformations and also affect male reproductive development. No effect levels are in the range of 50 to 300 mg/kg bw/day. There is also an unpublished developmental toxicity study of di-isoheptyl phthalate (DIHP). The results of these studies are broadly consistent with the structure-activity relationships previously described, i.e., that phthalate esters with linear carbon chains of C4 to C6 carbons produce much more profound effects that either shorter or longer molecules.

Phthalate esters with >10% C4 to C6 isomers were conservatively placed in the transitional subcategory. This conclusion is supported by developmental test data on "711P" (which showed structural malformations in rats at 1000 mg/kg/day with a NOAEL of 200 mg/kg/day). "711P" is an equal composition mixture of six phthalate esters consisting of linear and methyl-branched C7, C9, and C11 ester side chains. This test substance is considered by EPA under the following CAS Numbers: 68515-44-6 (di C7), 68515-45-7 (di C9), 3648-20-2 (di C11), 111381-89-6 (C7, C9), 111381-90-9 (C7, C11), and 111381-91-0 (C9, C11). The overall content of C4 to C6 isomers in "711P" is approximately 10%, based on the contribution from methyl-branched C7 isomers e.g., di C7 (30% C4-C6); C7, C9 (15% C4-C6); and C7, C11 (15% C4-C6). Test data on 711P were used selectively as read-across data to the C7-containing substances in the mixture, based on the C4 to C6 content of each substance in the mixture.

Tenth Annual Report on Carcinogens: Substance anticipated to be Carcinogen
[National Toxicology Program: U.S. Dep. of Health & Human Services 2002]

Oral (rat) NOAEL: 28.9-36.1 mg/kg/day Gastrointestinal changes, respiratory system changes, somnolence, haemorrhage, necrotic changes in GI tract, lowered blood pressure, liver, endocrine tumours, foetotoxicity, paternal effects, maternal effects, specific developmental abnormalities (hepatobiliary system, musculoskeletal system, cardiovascular system, urogenital system, central nervous system, eye/ear), foetolethality recorded.

TITANIUM DIOXIDE

For titanium dioxide:

Humans can be exposed to titanium dioxide via inhalation, ingestion or dermal contact. In human lungs, the clearance kinetics of titanium dioxide is poorly characterized relative to that in experimental animals. (General particle characteristics and host factors that are considered to affect deposition and retention patterns of inhaled, poorly soluble particles such as titanium dioxide are summarized in the monograph on carbon black.) With regard to inhaled titanium

Duroprime PU Primer

| | |
|---|---|
| | <p>dioxide, human data are mainly available from case reports that showed deposits of titanium dioxide in lung tissue as well as in lymph nodes. A single clinical study of oral ingestion of fine titanium dioxide showed particle size-dependent absorption by the gastrointestinal tract and large interindividual variations in blood levels of titanium dioxide. Studies on the application of sunscreens containing ultrafine titanium dioxide to healthy skin of human volunteers revealed that titanium dioxide particles only penetrate into the outermost layers of the stratum corneum, suggesting that healthy skin is an effective barrier to titanium dioxide. There are no studies on penetration of titanium dioxide in compromised skin.</p> <p>Respiratory effects that have been observed among groups of titanium dioxide-exposed workers include decline in lung function, pleural disease with plaques and pleural thickening, and mild fibrotic changes. However, the workers in these studies were also exposed to asbestos and/or silica.</p> <p>No data were available on genotoxic effects in titanium dioxide-exposed humans.</p> <p>Many data on deposition, retention and clearance of titanium dioxide in experimental animals are available for the inhalation route. Titanium dioxide inhalation studies showed differences — both for normalized pulmonary burden (deposited mass per dry lung, mass per body weight) and clearance kinetics — among rodent species including rats of different size, age and strain. Clearance of titanium dioxide is also affected by pre-exposure to gaseous pollutants or co-exposure to cytotoxic aerosols. Differences in dose rate or clearance kinetics and the appearance of focal areas of high particle burden have been implicated in the higher toxic and inflammatory lung responses to intratracheally instilled vs inhaled titanium dioxide particles. Experimental studies with titanium dioxide have demonstrated that rodents experience dose-dependent impairment of alveolar macrophage-mediated clearance. Hamsters have the most efficient clearance of inhaled titanium dioxide. Ultrafine primary particles of titanium dioxide are more slowly cleared than their fine counterparts.</p> <p>Titanium dioxide causes varying degrees of inflammation and associated pulmonary effects including lung epithelial cell injury, cholesterol granulomas and fibrosis. Rodents experience stronger pulmonary effects after exposure to ultrafine titanium dioxide particles compared with fine particles on a mass basis. These differences are related to lung burden in terms of particle surface area, and are considered to result from impaired phagocytosis and sequestration of ultrafine particles into the interstitium.</p> <p>Fine titanium dioxide particles show minimal cytotoxicity to and inflammatory/pro-fibrotic mediator release from primary human alveolar macrophages in vitro compared with other particles. Ultrafine titanium dioxide particles inhibit phagocytosis of alveolar macrophages in vitro at mass dose concentrations at which this effect does not occur with fine titanium dioxide. In-vitro studies with fine and ultrafine titanium dioxide and purified DNA show induction of DNA damage that is suggestive of the generation of reactive oxygen species by both particle types. This effect is stronger for ultrafine than for fine titanium oxide, and is markedly enhanced by exposure to simulated sunlight/ultraviolet light.</p> <p>Animal carcinogenicity data</p> <p>Pigmentary and ultrafine titanium dioxide were tested for carcinogenicity by oral administration in mice and rats, by inhalation in rats and female mice, by intratracheal administration in hamsters and female rats and mice, by subcutaneous injection in rats and by intraperitoneal administration in male mice and female rats.</p> <p>In one inhalation study, the incidence of benign and malignant lung tumours was increased in female rats. In another inhalation study, the incidences of lung adenomas were increased in the high-dose groups of male and female rats. Cystic keratinizing lesions that were diagnosed as squamous-cell carcinomas but re-evaluated as non-neoplastic pulmonary keratinizing cysts were also observed in the high-dose groups of female rats. Two inhalation studies in rats and one in female mice were negative.</p> <p>Intratracheally instilled female rats showed an increased incidence of both benign and malignant lung tumours following treatment with two types of titanium dioxide. Tumour incidence was not increased in intratracheally instilled hamsters and female mice.</p> <p>In-vivo studies have shown enhanced micronucleus formation in bone marrow and peripheral blood lymphocytes of intraperitoneally instilled mice. Increased Hprt mutations were seen in lung epithelial cells isolated from titanium dioxide-instilled rats. In another study, no enhanced oxidative DNA damage was observed in lung tissues of rats that were intratracheally instilled with titanium dioxide. The results of most in-vitro genotoxicity studies with titanium dioxide were negative.</p> <p>* IUCLID</p> |
| POLYMERIC DIPHENYLMETHANE DIISOCYANATE | product |
| P-TOLUENESULFONYL ISOCYANATE | <p>for p-toluenesulfonyl isocyanate</p> <p>The acute oral toxicity (LD50) of PTSI is 2600 mg/kg. Based on the rapid hydrolysis of PTSI to PTSA (and carbon dioxide), repeated dose, reproductive, and developmental toxicity, as well as genotoxicity are best described by PTSA.</p> <p>.</p> <p>for p-toluenesulfonamide (PTSA):</p> <p>PTSA was studied for oral toxicity in rats in a single dose toxicity test at doses of 889, 1333, 2000 and 3000 mg/kg in females and 2000 mg/kg in males, and in an OECD combined repeat dose and reproductive/developmental toxicity screening test at doses of 0, 120, 300 and 750 mg/kg/day in both sexes. PTSA was also tested for mutagenicity with assays for reverse mutation in bacteria and chromosomal aberrations in cultured Chinese hamster (CHL) cells. The single dose toxicity test revealed LD50 values of above 2000 mg/kg for both sexes.</p> <p>For repeat dose toxicity caused, daily administration of 300 mg/kg or more in males and females displayed an increase in salivation and a reduction in body weight gain, as well as a suppression of food consumption. No compound-related deaths were observed. Haematuria was observed within 3 days administration of 750 mg/kg in 4/13 males. Hematological examination and blood chemistry measurements in males showed a decrease in white blood cell count with an increase in lymphocyte count, increases in blood urea nitrogen and chloride, and slight elevation in GOT in medium and high dose groups and a decrease in potassium concentration, and increased GPT levels in the high dose group. Histopathological examination showed cytoplasmic changes in the epithelium of the urinary bladder in both sexes and an accelerated involution in the thymus especially in females. Signs of toxicity, such as salivation and urinary bladder changes, were observed in animals given 120 mg/kg and above. The NOEL for repeat dose toxicity was less than 120 mg/kg/day. For reproductive/developmental toxicity, females given 750 mg/kg/day demonstrated possible delivery or lactation state dysfunction and developmental suppression of embryos. NOELs for reproductive performance and offspring development were both 300 mg/kg/day. No teratogenic effects were observed.</p> <p>The mutagenicity tests performed were all negative. PTSA was not mutagenic for bacteria either with or without an exogenous metabolic activation system up to 5000 ug/plate. No chromosomal aberrations or polyploidy were induced in CHL cells up to 1.7 mg/ml with metabolic activation and 1.3 mg/ml without metabolic activation.</p> |
| 4,4'-DIPHENYLMETHANE DIISOCYANATE (MDI) | Inhalation (human) TCLo: 0.13 ppm/30 mins Eye (rabbit): 0.10 mg moderate |
| CARBON BLACK | No significant acute toxicological data identified in literature search. Inhalation (rat) TCLo: 50 mg/m ³ /6h/90D-I Nil reported |
| XYLENE & ETHYLBENZENE & TOLUENE DIISOCYANATE | The material may produce severe irritation to the eye causing pronounced inflammation. Repeated or prolonged exposure to irritants may produce conjunctivitis. |
| XYLENE & POLYMERIC DIPHENYLMETHANE DIISOCYANATE & 4,4'-DIPHENYLMETHANE DIISOCYANATE (MDI) | The substance is classified by IARC as Group 3: NOT classifiable as to its carcinogenicity to humans. Evidence of carcinogenicity may be inadequate or limited in animal testing. |
| ETHYLBENZENE & DI-SEC-OCTYL PHTHALATE & TITANIUM DIOXIDE | The material may cause skin irritation after prolonged or repeated exposure and may produce a contact dermatitis (nonallergic). This form of dermatitis is often characterised by skin redness (erythema) and swelling epidermis. Histologically there may be intercellular oedema of the spongy layer (spongiosis) and intracellular oedema of the epidermis. |
| ETHYLBENZENE & DI-SEC-OCTYL PHTHALATE | NOTE: Substance has been shown to be mutagenic in at least one assay, or belongs to a family of chemicals producing damage or change to cellular DNA. |

Duroprime PU Primer

| | |
|--|--|
| ETHYLBENZENE & DI-SEC-OCTYL PHTHALATE & TITANIUM DIOXIDE & CARBON BLACK | WARNING: This substance has been classified by the IARC as Group 2B: Possibly Carcinogenic to Humans. |
| TOLUENE DIISOCYANATE & POLYMERIC DIPHENYLMETHANE DIISOCYANATE & 4,4'-DIPHENYLMETHANE DIISOCYANATE (MDI) | The following information refers to contact allergens as a group and may not be specific to this product. Contact allergies quickly manifest themselves as contact eczema, more rarely as urticaria or Quincke's oedema. The pathogenesis of contact eczema involves a cell-mediated (T lymphocytes) immune reaction of the delayed type. Other allergic skin reactions, e.g. contact urticaria, involve antibody-mediated immune reactions. The significance of the contact allergen is not simply determined by its sensitisation potential: the distribution of the substance and the opportunities for contact with it are equally important. A weakly sensitising substance which is widely distributed can be a more important allergen than one with stronger sensitising potential with which few individuals come into contact. From a clinical point of view, substances are noteworthy if they produce an allergic test reaction in more than 1% of the persons tested. |
| TOLUENE DIISOCYANATE & POLYMERIC DIPHENYLMETHANE DIISOCYANATE & P-TOLUENESULFONYL ISOCYANATE & 4,4'-DIPHENYLMETHANE DIISOCYANATE (MDI) | Asthma-like symptoms may continue for months or even years after exposure to the material ceases. This may be due to a non-allergenic condition known as reactive airways dysfunction syndrome (RADS) which can occur following exposure to high levels of highly irritating compound. Key criteria for the diagnosis of RADS include the absence of preceding respiratory disease, in a non-atopic individual, with abrupt onset of persistent asthma-like symptoms within minutes to hours of a documented exposure to the irritant. A reversible airflow pattern, on spirometry, with the presence of moderate to severe bronchial hyperreactivity on methacholine challenge testing and the lack of minimal lymphocytic inflammation, without eosinophilia, have also been included in the criteria for diagnosis of RADS. RADS (or asthma) following an irritating inhalation is an infrequent disorder with rates related to the concentration of and duration of exposure to the irritating substance. Industrial bronchitis, on the other hand, is a disorder that occurs as result of exposure due to high concentrations of irritating substance (often particulate in nature) and is completely reversible after exposure ceases. The disorder is characterised by dyspnea, cough and mucus production. |
| TOLUENE DIISOCYANATE & POLYMERIC DIPHENYLMETHANE DIISOCYANATE & P-TOLUENESULFONYL ISOCYANATE & 4,4'-DIPHENYLMETHANE DIISOCYANATE (MDI) | Allergic reactions which develop in the respiratory passages as bronchial asthma or rhinoconjunctivitis, are mostly the result of reactions of the allergen with specific antibodies of the IgE class and belong in their reaction rates to the manifestation of the immediate type. In addition to the allergen-specific potential for causing respiratory sensitisation, the amount of the allergen, the exposure period and the genetically determined disposition of the exposed person are likely to be decisive. Factors which increase the sensitivity of the mucosa may play a role in predisposing a person to allergy. They may be genetically determined or acquired, for example, during infections or exposure to irritant substances. Immunologically the low molecular weight substances become complete allergens in the organism either by binding to peptides or proteins (haptens) or after metabolism (prohaptens). |
| TOLUENE DIISOCYANATE & POLYMERIC DIPHENYLMETHANE DIISOCYANATE & P-TOLUENESULFONYL ISOCYANATE & 4,4'-DIPHENYLMETHANE DIISOCYANATE (MDI) | Particular attention is drawn to so-called atopic diathesis which is characterised by an increased susceptibility to allergic rhinitis, allergic bronchial asthma and atopic eczema (neurodermatitis) which is associated with increased IgE synthesis. |
| TOLUENE DIISOCYANATE & POLYMERIC DIPHENYLMETHANE DIISOCYANATE & P-TOLUENESULFONYL ISOCYANATE & 4,4'-DIPHENYLMETHANE DIISOCYANATE (MDI) | Exogenous allergic alveolitis is induced essentially by allergen specific immune-complexes of the IgG type; cell-mediated reactions (T lymphocytes) may be involved. Such allergy is of the delayed type with onset up to four hours following exposure. |
| TOLUENE DIISOCYANATE & POLYMERIC DIPHENYLMETHANE DIISOCYANATE & P-TOLUENESULFONYL ISOCYANATE & 4,4'-DIPHENYLMETHANE DIISOCYANATE (MDI) | Isocyanate vapours/mists are irritating to the upper respiratory tract and lungs; the response may be severe enough to produce bronchitis with wheezing, gasping and severe distress, even sudden loss of consciousness, and pulmonary oedema. Possible neurological symptoms arising from isocyanate exposure include headache, insomnia, euphoria, ataxia, anxiety neurosis, depression and paranoia. Gastrointestinal disturbances are characterised by nausea and vomiting. Pulmonary sensitisation may produce asthmatic reactions ranging from minor breathing difficulties to severe allergic attacks; this may occur following a single acute exposure or may develop without warning after a period of tolerance. A respiratory response may occur following minor skin contact. Skin sensitisation is possible and may result in allergic dermatitis responses including rash, itching, hives and swelling of extremities. Isocyanate-containing vapours/ mists may cause inflammation of eyes and nasal passages. Onset of symptoms may be immediate or delayed for several hours after exposure. Sensitised people can react to very low levels of airborne isocyanates. Unprotected or sensitised persons should not be allowed to work in situations allowing exposure to this material. |
| TOLUENE DIISOCYANATE & POLYMERIC DIPHENYLMETHANE DIISOCYANATE & 4,4'-DIPHENYLMETHANE DIISOCYANATE (MDI) | for diisocyanates: In general, there appears to be little or no difference between aromatic and aliphatic diisocyanates as toxicants. In addition, there are insufficient data available to make any major distinctions between polymeric (<1000 MW) and monomeric diisocyanates. Based on repeated dose studies in animals by the inhalation route, both aromatic and aliphatic diisocyanates appear to be of high concern for pulmonary toxicity at low exposure levels. Based upon a very limited data set, it appears that diisocyanate prepolymers exhibit the same respiratory tract effects as the monomers in repeated dose studies. There is also evidence that both aromatic and aliphatic diisocyanates are acutely toxic via the inhalation route. Most members of the diisocyanate category have not been tested for carcinogenic potential. Though the aromatic diisocyanates tested positive and the one aliphatic diisocyanate tested negative in one species, it is premature to make any generalizations about the carcinogenic potential of aromatic versus aliphatic diisocyanates. In the absence of more human data, it would be prudent at this time to assume that both aromatic and aliphatic diisocyanates are respiratory sensitizers. Diisocyanates are moderate to strong dermal sensitizers in animal studies. Skin irritation studies performed on rabbits and guinea pigs indicate no difference in the effects of aromatic versus aliphatic diisocyanates. For monomers, effects on the respiratory tract (lungs and nasal cavities) were observed in animal studies at exposure concentrations of less than 0.005 mg/L. The experimental animal data available on prepolymeric diisocyanates show similar adverse effects at levels that range from 0.002 mg/L to 0.026 mg/L. There is also evidence that both aromatic and aliphatic diisocyanates are acutely toxic via the inhalation route Oncogenicity: Most members of the diisocyanate category have not been tested for carcinogenic potential. Commercially available Poly-MDI was tested in a 2-year inhalation study in rats. The tested material contained 47% aromatic 4,4'-methylenediphenyl diisocyanate (MDI) and 53% higher molecular weight oligomers. Interim sacrifices at one year showed that males and females in the highest dose group (6 mg/m ³) had treatment related histological changes in the nasal cavity, lungs and mediastinal lymph nodes. The incidence and severity of degeneration and basal cell hyperplasia of the olfactory epithelium and Bowman's gland hyperplasia were increased in males at the mid and high doses and in females at the high dose following the two year exposure period. Pulmonary adenomas were found in 6 males and 2 females, and pulmonary adenocarcinoma in one male in the high dose group. However, aliphatic hexamethylene diisocyanate (HDI) was found not to be carcinogenic in a two year repeated dose study in rats by the inhalation route. HDI has not been tested in mice by the inhalation route. Though the oral route is not an expected route of exposure to humans, it should be noted that in two year repeated dose studies by the oral route, aromatic toluene diisocyanate (TDI) and 3,3'-dimethoxy-benzidine-4,4'-diisocyanate (dianisidine diisocyanate, DADI) were found to be carcinogenic in rodents. TDI induced a statistically significant increase in the incidence of liver tumors in rats and mice as well as dose-related hemangiosarcomas of the circulatory system and has been classified by the Agency as a B2 carcinogen. DADI was found to be carcinogenic in rats, but not in mice, with a statistically increase in the incidence of pancreatic tumors observed. Respiratory and Dermal Sensitization: Based on the available toxicity data in animals and epidemiologic studies of humans, aromatic diisocyanates such as TDI and MDI are strong respiratory sensitizers. Aliphatic diisocyanates are generally not active in animal models for respiratory sensitization. However, HDI and possibly isophorone diisocyanate (IPDI), are reported to be associated with respiratory sensitization in humans. Symptoms resulting from occupational exposure to HDI include shortness of breath, increased bronchoconstriction reaction to histamine challenges, asthmatic reactions, wheezing and coughing. |

Two case reports of human exposure to IPDI by inhalation suggest IPDI is a respiratory sensitiser in humans. In view of the information from case reports in humans, it would be prudent at this time to assume that both aromatic and aliphatic diisocyanates are respiratory sensitisers. Studies in both human and mice using TDI, HDI, MDI and dicyclohexylmethane-4,4'-diisocyanate (HMDI) suggest cross-reactivity with the other diisocyanates, irrespective of whether the challenge compound was an aliphatic or aromatic diisocyanate. Diisocyanates are moderate to strong dermal sensitisers in animal studies. There seems to be little or no difference in the level of reactivity between aromatic and aliphatic diisocyanates.

Dermal Irritation: Skin irritation studies performed on rabbits and guinea pigs indicate no difference in the effects of aromatic versus aliphatic diisocyanates. The level of irritation ranged from slightly to severely irritating to the skin. One chemical, hydrogenated MDI (1,1-methylenebis-4-isocyanatocyclohexane), was found to be corrosive to the skin in guinea pigs.

TITANIUM DIOXIDE & POLYMERIC DIPHENYLMETHANE DIISOCYANATE & 4,4'-DIPHENYLMETHANE DIISOCYANATE (MDI)

The material may produce moderate eye irritation leading to inflammation. Repeated or prolonged exposure to irritants may produce conjunctivitis.

| | | | |
|-----------------------------------|---|--------------------------|---|
| Acute Toxicity | ✓ | Carcinogenicity | ✓ |
| Skin Irritation/Corrosion | ✓ | Reproductivity | ⊗ |
| Serious Eye Damage/Irritation | ✓ | STOT - Single Exposure | ⊗ |
| Respiratory or Skin sensitisation | ✓ | STOT - Repeated Exposure | ⊗ |
| Mutagenicity | ⊗ | Aspiration Hazard | ✓ |

Legend: ✗ – Data available but does not fill the criteria for classification
 ✓ – Data available to make classification
 ⊗ – Data Not Available to make classification

SECTION 12 ECOLOGICAL INFORMATION

Toxicity

| Ingredient | Endpoint | Test Duration (hr) | Species | Value | Source |
|---|----------|--------------------|-------------------------------|------------|--------|
| xylene | LC50 | 96 | Fish | 2.6mg/L | 2 |
| xylene | EC50 | 48 | Crustacea | >3.4mg/L | 2 |
| xylene | EC50 | 72 | Algae or other aquatic plants | 4.6mg/L | 2 |
| xylene | EC50 | 24 | Crustacea | 0.711mg/L | 4 |
| xylene | NOEC | 73 | Algae or other aquatic plants | 0.44mg/L | 2 |
| ethylbenzene | LC50 | 96 | Fish | 0.0043mg/L | 4 |
| ethylbenzene | EC50 | 48 | Crustacea | 1.184mg/L | 4 |
| ethylbenzene | EC50 | 96 | Algae or other aquatic plants | 3.6mg/L | 2 |
| ethylbenzene | EC50 | 96 | Crustacea | =0.49mg/L | 1 |
| ethylbenzene | NOEC | 168 | Crustacea | 0.96mg/L | 5 |
| toluene diisocyanate | LC50 | 96 | Fish | >=100mg/L | 1 |
| toluene diisocyanate | EC50 | 48 | Crustacea | =12.5mg/L | 1 |
| toluene diisocyanate | EC50 | 96 | Algae or other aquatic plants | =3230mg/L | 1 |
| toluene diisocyanate | EC0 | 48 | Crustacea | =1.6mg/L | 1 |
| toluene diisocyanate | NOEC | 504 | Crustacea | >=0.5mg/L | 1 |
| di-sec-octyl phthalate | LC50 | 96 | Fish | 0.023mg/L | 3 |
| di-sec-octyl phthalate | EC50 | 48 | Crustacea | 0.133mg/L | 4 |
| di-sec-octyl phthalate | EC50 | 96 | Algae or other aquatic plants | 0.002mg/L | 3 |
| di-sec-octyl phthalate | BCF | 24 | Fish | 50mg/L | 4 |
| di-sec-octyl phthalate | EC60 | 504 | Crustacea | =0.003mg/L | 1 |
| di-sec-octyl phthalate | NOEC | 2400 | Fish | =0.005mg/L | 1 |
| titanium dioxide | LC50 | 96 | Fish | 9.214mg/L | 3 |
| titanium dioxide | EC50 | 48 | Crustacea | >10mg/L | 2 |
| titanium dioxide | EC50 | 72 | Algae or other aquatic plants | 5.83mg/L | 4 |
| titanium dioxide | EC20 | 72 | Algae or other aquatic plants | 1.81mg/L | 4 |
| titanium dioxide | NOEC | 336 | Fish | 0.089mg/L | 4 |
| 4,4'-diphenylmethane diisocyanate (MDI) | LC50 | 96 | Fish | >0.500mg/L | 6 |
| carbon black | LC50 | 96 | Fish | =1000mg/L | 1 |
| carbon black | EC50 | 24 | Crustacea | >5600mg/L | 1 |
| carbon black | NOEC | 96 | Fish | =1000mg/L | 1 |

Legend:

Extracted from 1. IUCLID Toxicity Data 2. Europe ECHA Registered Substances - Ecotoxicological Information - Aquatic Toxicity 3. EPIWIN Suite V3.12 (QSAR) - Aquatic Toxicity Data (Estimated) 4. US EPA, Ecotox database - Aquatic Toxicity Data 5. ECETOC Aquatic Hazard Assessment Data 6. NITE (Japan) - Bioconcentration Data 7. METI (Japan) - Bioconcentration Data 8. Vendor Data

Harmful to aquatic organisms.

Within an aromatic series, acute toxicity increases with increasing alkyl substitution on the aromatic nucleus. For example, there is an increase in toxicity as alkylation of the naphthalene structure

increases. The order of most toxic to least in a study using grass shrimp (*Palaemonetes pugio*) and brown shrimp (*Penaeus aztecus*) was dimethylnaphthalenes > methylnaphthalenes > naphthalenes.

Studies conclude that the toxicity of an oil appears to be a function of its di-aromatic and tri-aromatic hydrocarbons, which includes three-ring hydrocarbons such as phenanthrene.

The heavier (4-, 5-, and 6-ring) PAHs are more persistent than the lighter (2- and 3-ring) PAHs and tend to have greater carcinogenic and other chronic impact potential. PAHs in general are more frequently associated with chronic risks. These risks include cancer and often are the result of exposures to complex mixtures of chronic-risk aromatics (such as PAHs, alkyl PAHs, benzenes, and alkyl benzenes), rather than exposures to low levels of a single compound.

Anthracene is a phototoxic PAH. UV light greatly increases the toxicity of anthracene to bluegill sunfish. Benchmarks developed in the absence of UV light may be under-protective, and biological resources in strong sunlight are at more risk than those that are not.

For xylenes:

log Koc : 2.05-3.08

Koc : 25.4-204

Half-life (hr) air : 0.24-42

Half-life (hr) H₂O surface water : 24-672

Half-life (hr) H₂O ground : 336-8640

Half-life (hr) soil : 52-672

Henry's Pa m³/mol: 637-879

Henry's atm m³/mol: 7.68E-03

BOD 5 if unstated: 1.4,1%

COD : 2.56,13%

ThOD : 3.125

BCF : 23

log BCF : 1.17-2.41

Environmental Fate

Terrestrial fate: Measured Koc values of 166 and 182, indicate that 3-xylene is expected to have moderate mobility in soil. Volatilisation of p-xylene is expected to be important from moist soil surfaces given a measured Henry's Law constant of 7.18x10⁻³ atm-cu m/mole. The potential for volatilisation of 3-xylene from dry soil surfaces may exist based on a measured vapor pressure of 8.29 mm Hg. p-Xylene may be degraded during its passage through soil). The extent of the degradation is expected to depend on its concentration, residence time in the soil, the nature of the soil, and whether resident microbial populations have been acclimated. p-Xylene, present in soil samples contaminated with jet fuel, was completely degraded aerobically within 5 days. In aquifer studies under anaerobic conditions, p-xylene was degraded, usually within several weeks, with the production of 3-methylbenzylfumaric acid, 3-methylbenzylsuccinic acid, 3-methylbenzoate, and 3-methylbenzaldehyde as metabolites.

Aquatic fate: Koc values indicate that p-xylene may adsorb to suspended solids and sediment in water. p-Xylene is expected to volatilise from water surfaces based on the measured Henry's Law constant. Estimated volatilisation half-lives for a model river and model lake are 3 hours and 4 days, respectively. BCF values of 14.8, 23.4, and 6, measured in goldfish, eels, and clams, respectively, indicate that bioconcentration in aquatic organisms is low. p-Xylene in water with added humic substances was 50% degraded following 3 hours irradiation suggesting that indirect photooxidation in the presence of humic acids may play an important role in the abiotic degradation of p-xylene. Although p-xylene is biodegradable and has been observed to degrade in pond water, there are insufficient data to assess the rate of this process in surface waters. p-Xylene has been observed to degrade in anaerobic and aerobic groundwater in several studies; however, it is known to persist for many years in groundwater, at least at sites where the concentration might have been quite high.

Atmospheric fate:

Most xylenes released to the environment will occur in the atmosphere and volatilisation is the dominant environmental fate process. In the ambient atmosphere, xylenes are expected to exist solely in the vapour phase. Xylenes are degraded in the atmosphere primarily by reaction with photochemically-produced hydroxyl radicals, with an estimated atmospheric lifetime of about 0.5 to 2 days. Xylenes' susceptibility to photochemical oxidation in the troposphere is to the extent that they may contribute to photochemical smog formation.

According to a model of gas/particle partitioning of semivolatile organic compounds in the atmosphere and from its vapour pressure, p-xylene, is expected to exist solely as a vapour in the ambient atmosphere. Vapour-phase p-xylene is degraded in the atmosphere by reaction with photochemically-produced hydroxyl radicals; the half-life for this reaction in air is estimated to be about 16 hours. A half-life of 1.0 hr in summer and 10 hr in winter was measured for the reaction of p-xylene with photochemically-produced hydroxyl radicals. p-Xylene has a moderately high photochemical reactivity under smog conditions, higher than the other xylene isomers, with loss rates varying from 9-42% per hr. The photooxidation of p-xylene results in the production of carbon monoxide, formaldehyde, glyoxal, methylglyoxal, 3-methylbenzyl nitrate, m-tolualdehyde, 4-nitro-3-xylene, 5-nitro-3-xylene, 2,6-dimethyl-p-benzoquinone, 2,4-dimethylphenol, 6-nitro-2,4-dimethylphenol, 2,6-dimethylphenol, and 4-nitro-2,6-dimethylphenol.

Ecotoxicity:

for xylenes

Fish LC50 (96 h) *Pimephales promelas* 13.4 mg/l; *Oncorhynchus mykiss* 8.05 mg/l; *Lepomis macrochirus* 16.1 mg/l (all flow through values); *Pimephales promelas* 26.7 (static)

Daphnia EC50 (96 h): 3.83 mg/l

Photobacterium phosphoreum EC50 (24 h): 0.0084 mg/l

Gammarus lacustris LC50 (48 h): 0.6 mg/l

For ethylbenzene:

log Kow, 3.15

log Koc : 1.98-3.04

Koc : 164

log Kom : 1.73-3.23

Vapour Pressure, 1270 Pa (1.27 kPa)

Half-life (hr) air : 0.24-85.6

Half-life (hr) H₂O surface water : 5-240

Half-life (hr) H₂O ground : 144-5472

Half-life (hr) soil : 72-240

Henry's Pa m³/mol: 748-887

Henry's atm m³/mol: 8.44E-03

ThOD : 3.17

BCF : 3.15-146

log BCF : 1.19-2.67

Water solubility, 169 mg/l at 25 C

Environmental fate:

Ethylbenzene partitions to air from water and soil, and is degraded in air. Ethylbenzene is volatile and when released will quickly vaporize. Photodegradation is the primary route of removal in the environment. Photodegradation is estimated with a half-life of 1 day. Ethylbenzene is considered inherently biodegradable and removal from water occurs primarily by evaporation but in the summer biodegradation plays a key role in the removal process. Level I and Level III fugacity modeling indicate that partitioning is primarily to the air compartment, 98 and 96%, respectively. Ethylbenzene is inherently biodegradable in water and in soil under aerobic conditions, and not rapidly biodegradable in anaerobic conditions. Ethylbenzene is expected to be moderately adsorbed to soil. Based on measured data, ethylbenzene is not expected to bioaccumulate (BCF 1.1-15).

Ecotoxicity:

In acute aquatic toxicity testing LC50 values range approximately between 1 and 10 mg/l. In acute aquatic fish tests (fresh water species), the 96-hr LC50 for *Pimephales promelas* and *Oncorhynchus mykiss* are 12.1 and 4.2 mg/L, respectively. Data are available in the saltwater species *Menidia menidia* and give results within the same range as for the fresh water species with a 96-hr LC50 = 5.1 mg/L. In fresh water invertebrate species *Daphnia magna* and *Ceriodaphnia dubia*, 48-hr LC50 values were 1.81 and 3.2 mg/L, respectively. Additional data is available in the saltwater species *Crangon franciscorum* (96-hr LC50 = 0.49 mg/L) and *Mysidopsis bahia* (96-hr LC50 = 2.6 mg/L). In 96-hr algal toxicity testing, results indicate that ethylbenzene inhibits algae growth in *Selenastrum capricornatum* at 3.6 mg/L and in *Skeletonema costatum* at 7.7 mg/L.

DO NOT discharge into sewer or waterways.

Persistence and degradability

| Ingredient | Persistence: Water/Soil | Persistence: Air |
|--------------|-----------------------------|-----------------------------|
| xylene | HIGH (Half-life = 360 days) | LOW (Half-life = 1.83 days) |
| ethylbenzene | HIGH (Half-life = 228 days) | LOW (Half-life = 3.57 days) |

| | | |
|---|-----------------------------|-----------------------------|
| toluene diisocyanate | LOW (Half-life = 1 days) | LOW (Half-life = 0.13 days) |
| di-sec-octyl phthalate | HIGH (Half-life = 389 days) | LOW (Half-life = 1.21 days) |
| titanium dioxide | HIGH | HIGH |
| p-toluenesulfonyl isocyanate | HIGH | HIGH |
| 4,4'-diphenylmethane diisocyanate (MDI) | LOW (Half-life = 1 days) | LOW (Half-life = 0.24 days) |

Bioaccumulative potential

| Ingredient | Bioaccumulation |
|---|-----------------------|
| xylene | MEDIUM (BCF = 740) |
| ethylbenzene | LOW (BCF = 79.43) |
| toluene diisocyanate | LOW (BCF = 5) |
| di-sec-octyl phthalate | HIGH (BCF = 24500) |
| titanium dioxide | LOW (BCF = 10) |
| p-toluenesulfonyl isocyanate | LOW (LogKOW = 2.3424) |
| 4,4'-diphenylmethane diisocyanate (MDI) | LOW (BCF = 15) |

Mobility in soil

| Ingredient | Mobility |
|---|--------------------|
| ethylbenzene | LOW (KOC = 517.8) |
| toluene diisocyanate | LOW (KOC = 9114) |
| di-sec-octyl phthalate | LOW (KOC = 165400) |
| titanium dioxide | LOW (KOC = 23.74) |
| p-toluenesulfonyl isocyanate | LOW (KOC = 882.1) |
| 4,4'-diphenylmethane diisocyanate (MDI) | LOW (KOC = 376200) |


SECTION 13 DISPOSAL CONSIDERATIONS

Waste treatment methods

| | |
|-------------------------------------|--|
| Product / Packaging disposal | <ul style="list-style-type: none"> ▶ Containers may still present a chemical hazard/ danger when empty. ▶ Return to supplier for reuse/ recycling if possible. <p>Otherwise:</p> <ul style="list-style-type: none"> ▶ If container can not be cleaned sufficiently well to ensure that residuals do not remain or if the container cannot be used to store the same product, then puncture containers, to prevent re-use, and bury at an authorised landfill. ▶ Where possible retain label warnings and SDS and observe all notices pertaining to the product. <p>Legislation addressing waste disposal requirements may differ by country, state and/ or territory. Each user must refer to laws operating in their area. In some areas, certain wastes must be tracked.</p> <p>A Hierarchy of Controls seems to be common - the user should investigate:</p> <ul style="list-style-type: none"> ▶ Reduction ▶ Reuse ▶ Recycling ▶ Disposal (if all else fails) <p>This material may be recycled if unused, or if it has not been contaminated so as to make it unsuitable for its intended use. If it has been contaminated, it may be possible to reclaim the product by filtration, distillation or some other means. Shelf life considerations should also be applied in making decisions of this type. Note that properties of a material may change in use, and recycling or reuse may not always be appropriate.</p> <ul style="list-style-type: none"> ▶ DO NOT allow wash water from cleaning or process equipment to enter drains. ▶ It may be necessary to collect all wash water for treatment before disposal. ▶ In all cases disposal to sewer may be subject to local laws and regulations and these should be considered first. ▶ Where in doubt contact the responsible authority. ▶ Recycle wherever possible. ▶ Consult manufacturer for recycling options or consult local or regional waste management authority for disposal if no suitable treatment or disposal facility can be identified. ▶ Dispose of by: burial in a land-fill specifically licensed to accept chemical and / or pharmaceutical wastes or Incineration in a licensed apparatus (after admixture with suitable combustible material). ▶ Decontaminate empty containers. Observe all label safeguards until containers are cleaned and destroyed. |
|-------------------------------------|--|

SECTION 14 TRANSPORT INFORMATION

Labels Required

| | |
|---|-----|
|  | |
| Marine Pollutant | NO |
| HAZCHEM | •3Y |

Land transport (ADG)

| | |
|-------------------------------------|--|
| UN number | 1263 |
| UN proper shipping name | PAINT (including paint, lacquer, enamel, stain, shellac, varnish, polish, liquid filler and liquid lacquer base) or PAINT RELATED MATERIAL (including paint thinning or reducing compound) |
| Transport hazard class(es) | Class : 3 Subrisk : Not Applicable |
| Packing group | III |
| Environmental hazard | Not Applicable |
| Special precautions for user | Special provisions : 163 223 367 Limited quantity : 5 L |

Air transport (ICAO-IATA / DGR)

| | |
|-------------------------------------|--|
| UN number | 1263 |
| UN proper shipping name | Paint (including paint, lacquer, enamel, stain, shellac, varnish, polish, liquid filler and liquid lacquer base); Paint related material (including paint thinning or reducing compounds) |
| Transport hazard class(es) | ICAO/IATA Class : 3 ICAO / IATA Subrisk : Not Applicable ERG Code : 3L |
| Packing group | III |
| Environmental hazard | Not Applicable |
| Special precautions for user | Special provisions : A3 A72 A192 Cargo Only Packing Instructions : 366 Cargo Only Maximum Qty / Pack : 220 L Passenger and Cargo Packing Instructions : 355 Passenger and Cargo Maximum Qty / Pack : 60 L Passenger and Cargo Limited Quantity Packing Instructions : Y344 Passenger and Cargo Limited Maximum Qty / Pack : 10 L |

Sea transport (IMDG-Code / GGVSee)

| | |
|-------------------------------------|--|
| UN number | 1263 |
| UN proper shipping name | PAINT (including paint, lacquer, enamel, stain, shellac solutions, varnish, polish, liquid filler and liquid lacquer base) or PAINT RELATED MATERIAL (including paint thinning or reducing compound) |
| Transport hazard class(es) | IMDG Class : 3 IMDG Subrisk : Not Applicable |
| Packing group | III |
| Environmental hazard | Not Applicable |
| Special precautions for user | EMS Number : F-E, S-E Special provisions : 163 223 367 955 Limited Quantities : 5 L |

Transport in bulk according to Annex II of MARPOL and the IBC code

Not Applicable

SECTION 15 REGULATORY INFORMATION**Safety, health and environmental regulations / legislation specific for the substance or mixture****XYLENE(1330-20-7) IS FOUND ON THE FOLLOWING REGULATORY LISTS**

Australia Exposure Standards

Australia Hazardous Substances Information System - Consolidated Lists

Australia Inventory of Chemical Substances (AICS)

ETHYLBENZENE(100-41-4) IS FOUND ON THE FOLLOWING REGULATORY LISTS

Australia Exposure Standards

Australia Hazardous Substances Information System - Consolidated Lists

Australia Inventory of Chemical Substances (AICS)

TOLUENE DIISOCYANATE(26471-62-5) IS FOUND ON THE FOLLOWING REGULATORY LISTS

Australia Exposure Standards

Australia Hazardous Substances Information System - Consolidated Lists

Australia Inventory of Chemical Substances (AICS)

Australia Work Health and Safety Regulations 2016 - Hazardous chemicals (other than lead) requiring health monitoring

DI-SEC-OCTYL PHTHALATE(117-81-7) IS FOUND ON THE FOLLOWING REGULATORY LISTS

Australia Exposure Standards
Australia Hazardous Substances Information System - Consolidated Lists

Australia Inventory of Chemical Substances (AICS)

TITANIUM DIOXIDE(13463-67-7) IS FOUND ON THE FOLLOWING REGULATORY LISTS

Australia Exposure Standards

Australia Inventory of Chemical Substances (AICS)

POLYMERIC DIPHENYLMETHANE DIISOCYANATE(9016-87-9) IS FOUND ON THE FOLLOWING REGULATORY LISTS

Australia Exposure Standards
Australia Hazardous Substances Information System - Consolidated Lists

Australia Inventory of Chemical Substances (AICS)
Australia Work Health and Safety Regulations 2016 - Hazardous chemicals (other than lead) requiring health monitoring

P-TOLUENESULFONYL ISOCYANATE(4083-64-1) IS FOUND ON THE FOLLOWING REGULATORY LISTS

Australia Exposure Standards
Australia Hazardous Substances Information System - Consolidated Lists

Australia Inventory of Chemical Substances (AICS)
Australia Work Health and Safety Regulations 2016 - Hazardous chemicals (other than lead) requiring health monitoring

4,4'-DIPHENYLMETHANE DIISOCYANATE (MDI)(101-68-8) IS FOUND ON THE FOLLOWING REGULATORY LISTS

Australia Exposure Standards
Australia Hazardous Substances Information System - Consolidated Lists

Australia Inventory of Chemical Substances (AICS)
Australia Work Health and Safety Regulations 2016 - Hazardous chemicals (other than lead) requiring health monitoring

CARBON BLACK(1333-86-4) IS FOUND ON THE FOLLOWING REGULATORY LISTS

Australia Exposure Standards
Australia Hazardous Substances Information System - Consolidated Lists

Australia Inventory of Chemical Substances (AICS)

| National Inventory | Status |
|-------------------------------|---|
| Australia - AICS | Y |
| Canada - DSL | Y |
| Canada - NDSL | N (toluene diisocyanate; di-sec-octyl phthalate; xylene; ethylbenzene; 4,4'-diphenylmethane diisocyanate (MDI); p-toluenesulfonyl isocyanate; carbon black; polymeric diphenylmethane diisocyanate) |
| China - IECSC | Y |
| Europe - EINEC / ELINCS / NLP | N (polymeric diphenylmethane diisocyanate) |
| Japan - ENCS | Y |
| Korea - KECI | Y |
| New Zealand - NZIoC | Y |
| Philippines - PICCS | Y |
| USA - TSCA | Y |
| Legend: | Y = All ingredients are on the inventory N = Not determined or one or more ingredients are not on the inventory and are not exempt from listing(see specific ingredients in brackets) |

SECTION 16 OTHER INFORMATION

Other information

Ingredients with multiple cas numbers

| Name | CAS No |
|---|---|
| toluene diisocyanate | 26471-62-5, 584-84-9, 91-08-7, 1321-38-6 |
| titanium dioxide | 13463-67-7, 1317-70-0, 1317-80-2, 12188-41-9, 1309-63-3, 100292-32-8, 101239-53-6, 116788-85-3, 12000-59-8, 12701-76-7, 12767-65-6, 12789-63-8, 1344-29-2, 185323-71-1, 185828-91-5, 188357-76-8, 188357-79-1, 195740-11-5, 221548-98-7, 224963-00-2, 246178-32-5, 252962-41-7, 37230-92-5, 37230-94-7, 37230-95-8, 37230-96-9, 39320-58-6, 39360-64-0, 39379-02-7, 416845-43-7, 494848-07-6, 494848-23-6, 494851-77-3, 494851-98-8, 55068-84-3, 55068-85-4, 552316-51-5, 62338-64-1, 767341-00-4, 97929-50-5, 98084-96-9 |
| 4,4'-diphenylmethane diisocyanate (MDI) | 101-68-8, 26447-40-5 |

Classification of the preparation and its individual components has drawn on official and authoritative sources as well as independent review by the Chemwatch Classification committee using available literature references.

The SDS is a Hazard Communication tool and should be used to assist in the Risk Assessment. Many factors determine whether the reported Hazards are Risks in the workplace or other settings. Risks may be determined by reference to Exposures Scenarios. Scale of use, frequency of use and current or available engineering controls must be considered.

Definitions and abbreviations

PC – TWA: Permissible Concentration-Time Weighted Average
 PC – STEL: Permissible Concentration-Short Term Exposure Limit
 IARC: International Agency for Research on Cancer
 ACGIH: American Conference of Governmental Industrial Hygienists
 STEL: Short Term Exposure Limit
 TEEL: Temporary Emergency Exposure Limit,
 IDLH: Immediately Dangerous to Life or Health Concentrations
 OSF: Odour Safety Factor
 NOAEL :No Observed Adverse Effect Level
 LOAEL: Lowest Observed Adverse Effect Level
 TLV: Threshold Limit Value
 LOD: Limit Of Detection
 OTV: Odour Threshold Value
 BCF: BioConcentration Factors

BEI: Biological Exposure Index

This document is copyright.

Apart from any fair dealing for the purposes of private study, research, review or criticism, as permitted under the Copyright Act, no part may be reproduced by any process without written permission from CHEMWATCH.

TEL (+61 3) 9572 4700.